



PTA Meeting
Reunion de Padres
11.24.2020

WELCOME PARENTS



Agenda Tuesday November 24th, 2020

- **Parent Office Hours POLL**
- **PowerSchool**
- **Access to Microsoft TEAMS:**
 - CLEVER login
 - Log in with Active Directory
 - Email
 - Access teams through CLEVER
 - Download/Access TEAMS on an iPhone, iPad, Android or Tablet
- **Attendance**
- **Counselors directory**
- **COVID testing at Western International High School**



Cody Brody Jeremy Jacob

Navigation

- Grades and Attendance
- Grade History
- Attendance History
- Email Notification
- Teacher Comments
- School Bulletin
- Class Registration
- Balance
- My Schedule
- School Information
- Account Preferences

Grade History: Anderson, Cody N

14-15 - AGHS1

Q1					
Course	Grade	%	Cit	Hrs	
Biology	A	100	H	0.0	
English Survey	A-	92	H	0.0	
Home Ec	A	96	H	0.0	
Individual Sports	A-	90	H	0.0	
Music	A-	93	H	0.0	
Phys Ed 9	A-	93	H	0.0	
U.S. History	A-	94	H	0.0	
Q2					
Course	Grade	%	Cit	Hrs	
Biology	A-	92	H	0.0	
English Survey	A	97	H	0.0	
Home Ec	A-	95	H	0.0	
Individual Sports	B+	88	H	0.0	
Music	A	97	H	0.0	
Phys Ed 9	A	97	H	0.0	
U.S. History	A	100	H	0.0	
S1					
Course	Grade	%	Cit	Hrs	
Biology	A	97	H	1.0	
English Survey	A-	94	H	0.5	

District Code
DIPA

Download on the App Store

GET IT ON Google play

Download the Apps



App Store



Google play



Student and Parent Sign In

Sign In Create Account

Username

Password

[Forgot Username or Password?](#)

Sign In



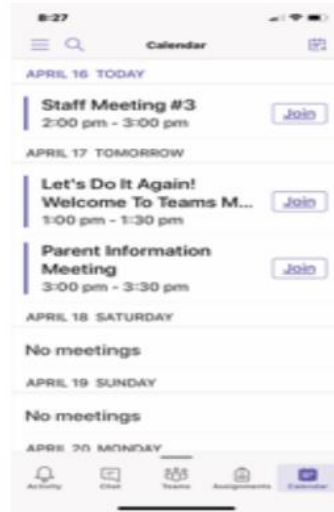
How To Access Microsoft Teams



+ Download/Access TEAMS on an iPhone or iPad



- ◆ Install the TEAMS app from the App store
- ◆ Search for TEAMS in search bar
- ◆ Click on **blue** get button
- ◆ Click the **blue** open button
- ◆ Click sign in address bar
- ◆ Sign in using DPSCD email and password
- ◆ Tap calendar to get to TEAMS meetings

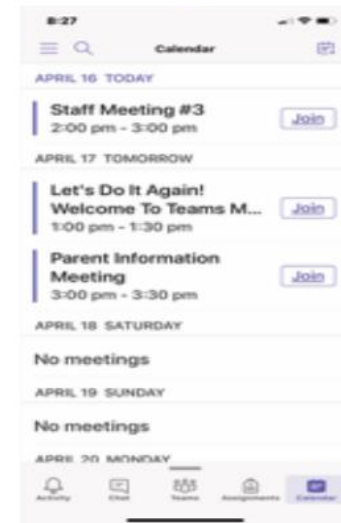


calendar

+ Download/Access TEAMS on an Android or Tablet

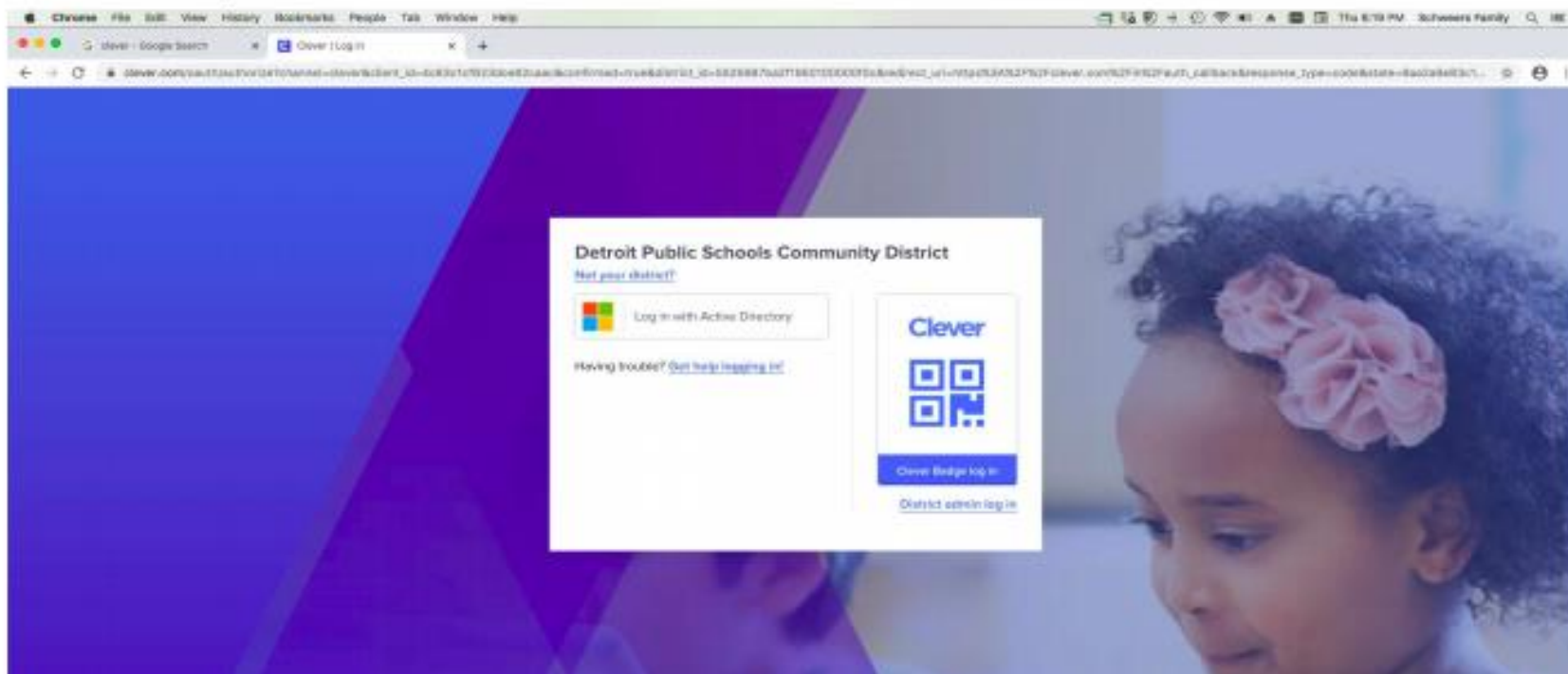


- ◆ Install the TEAMS app from Google Play store
- ◆ Search for TEAMS in search bar
- ◆ Click on **green** install button
- ◆ Click the **green** open button
- ◆ Click sign in address bar
- ◆ Sign in using DPSCD email and password
- ◆ Tap calendar to get to TEAMS meetings



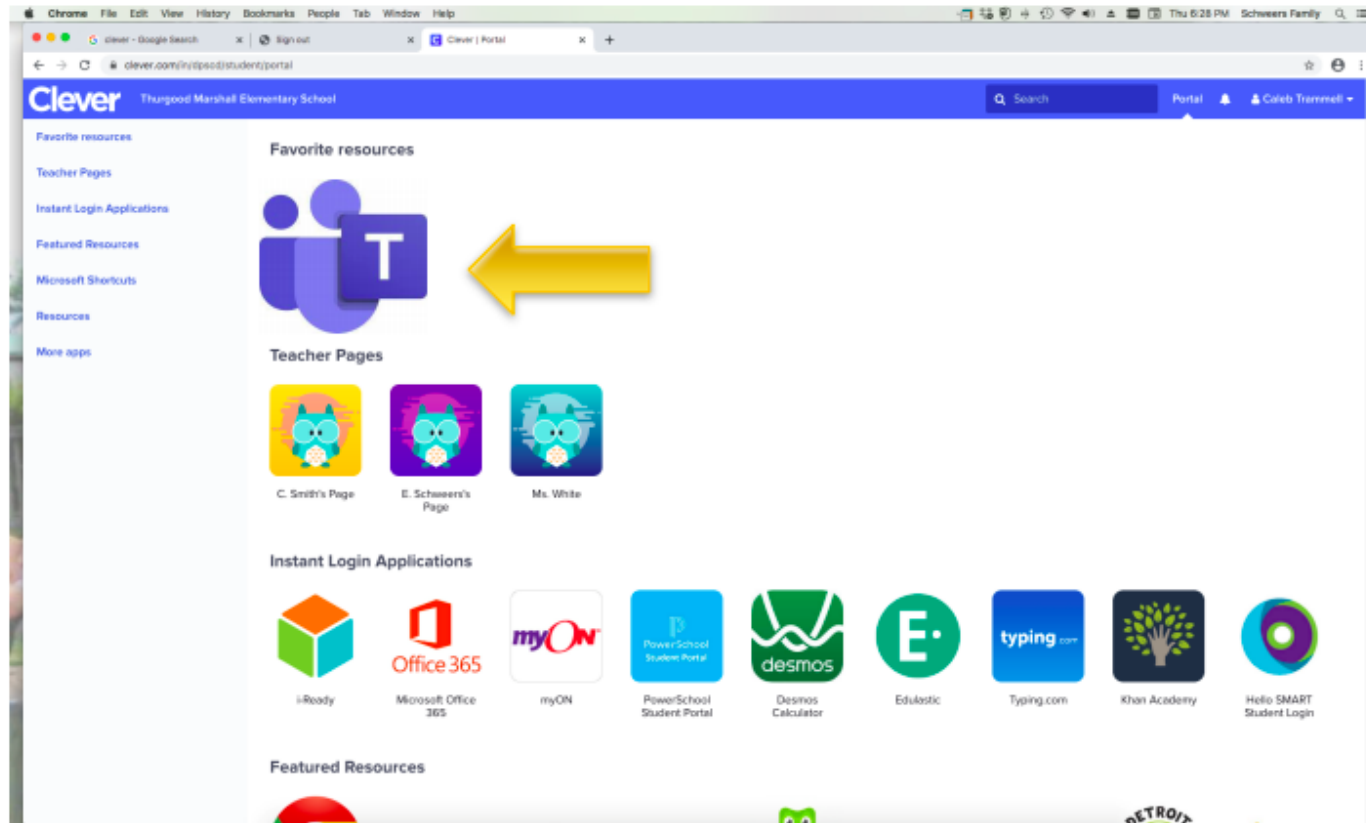
calendar

- ◆ Type **Clever Login** in your browser
- ◆ Click **Log in with Active Directory**
- ◆ Enter email
- ◆ Enter password



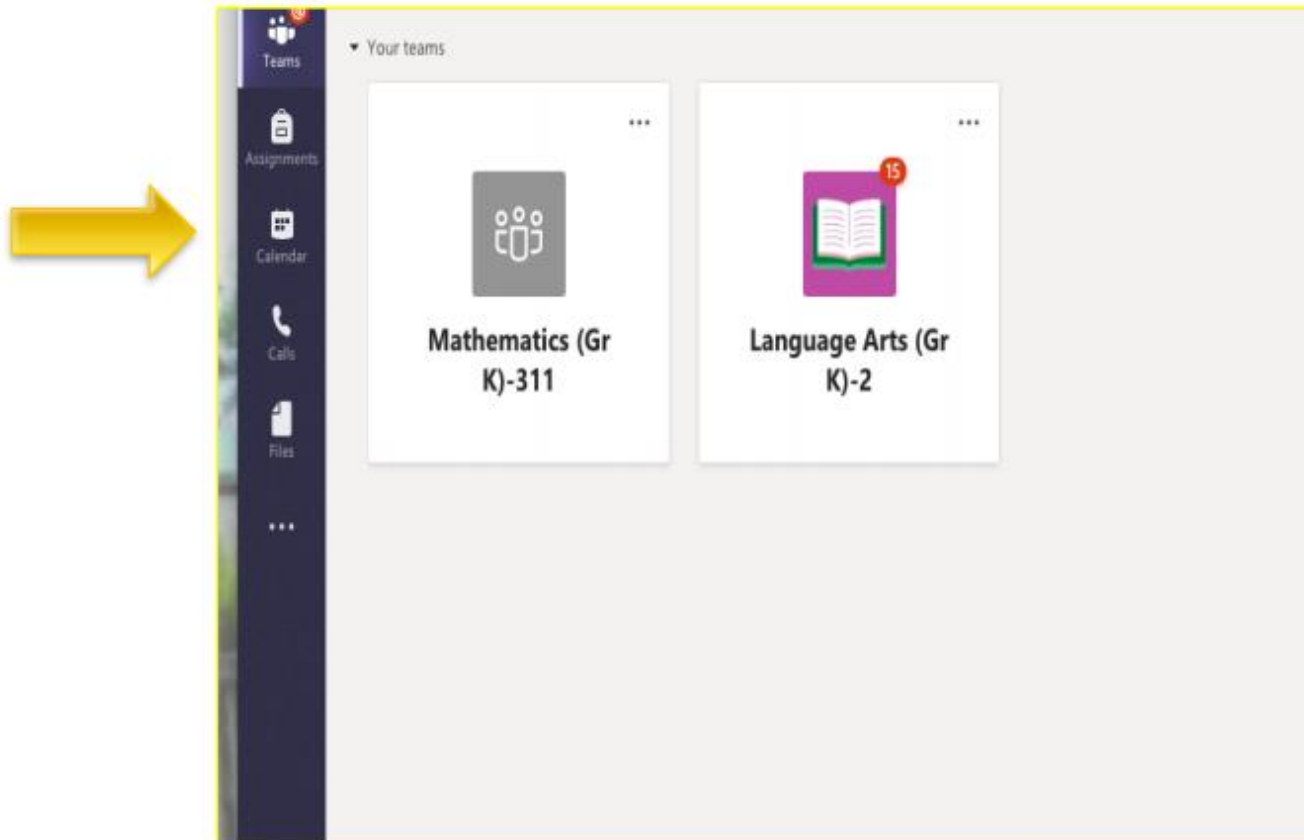
+ Access TEAMS Through Clever

- ◆ Scroll down to **Microsoft Teams** icon
- ◆ Click on heart to bring to “favorites”
- ◆ Click on **Microsoft Teams** icon



+ Access TEAMS Through Clever

◆ Click on calendar button





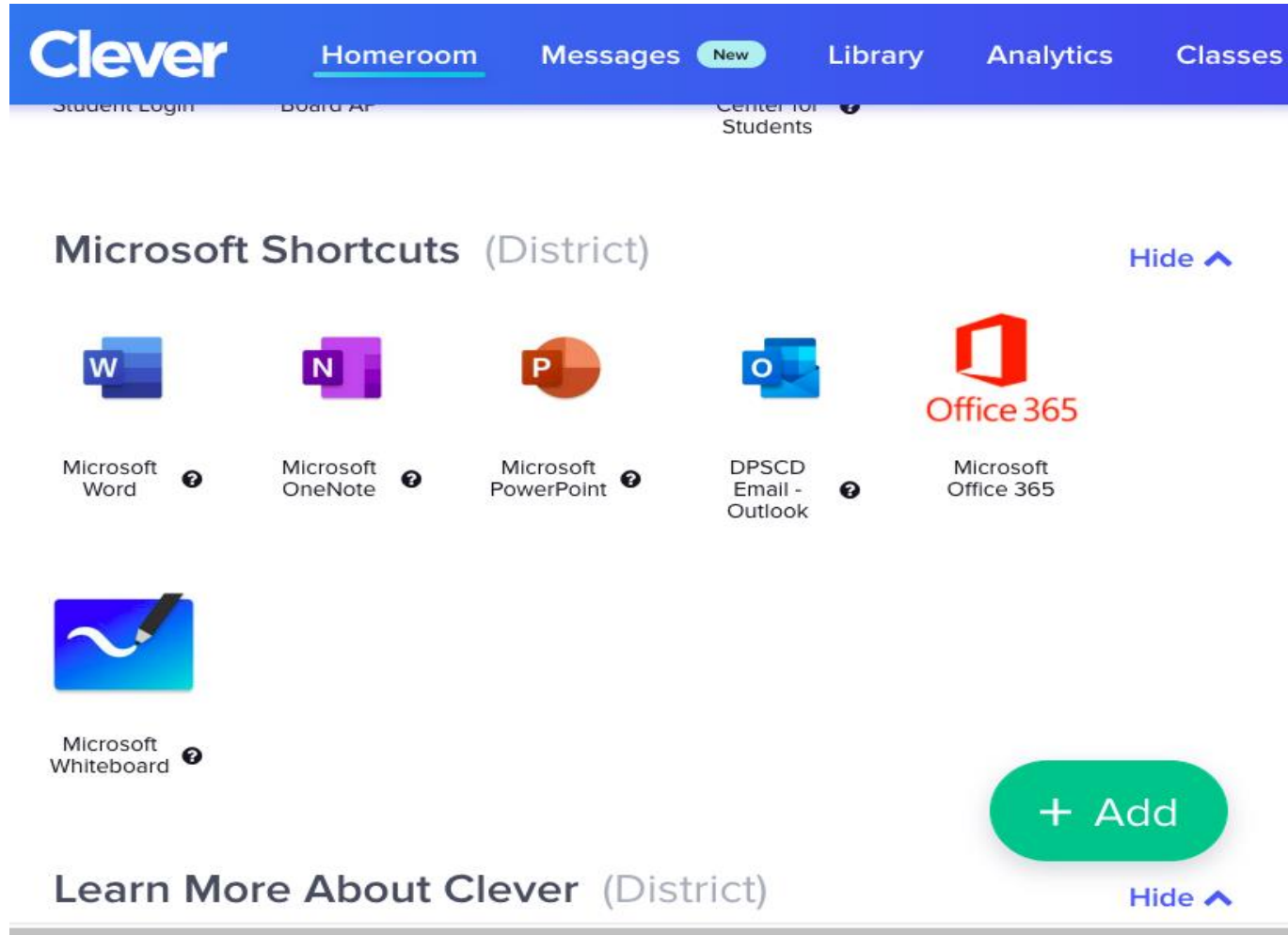
Access TEAMS Through Clever

◆ Click on the meeting you wish to attend.



The screenshot shows a web browser window displaying the Microsoft Teams calendar. The browser tabs include 'Clever | Portal' and 'Calendar | Microsoft Teams'. The URL is 'teams.microsoft.com/#/calendar?'. The interface shows a calendar for April 2020, with the view set to 'Work week'. The calendar grid shows days 13 (Monday), 14 (Tuesday), 15 (Wednesday), 16 (Thursday), and 17 (Friday). Two yellow arrows point to meeting entries: one on Thursday, April 16th, and another on Friday, April 17th. The meeting on Thursday is titled 'Mrs. Schreier & Mr. White's Welcome to Teams Meeting!' and the meeting on Friday is titled 'Let's Do It Again! Welcome To Teams Meeting!'. The browser's address bar shows 'teams.microsoft.com/#/calendar?'. The browser's title bar shows 'Microsoft Teams' and a search bar with the text 'Search or type a command'. The browser's status bar shows 'Thu 7:35 PM' and 'Schweers Family'.

Student E-mail









The screenshot shows the Clever dashboard interface. At the top, there is a blue navigation bar with the Clever logo and several menu items: [Homeroom](#), [Messages](#) (with a 'New' badge), [Library](#), [Analytics](#), and [Classes](#). Below the navigation bar, there are several links: [Student Login](#), [Board Admin](#), and [Center for Students](#). The main content area features a section titled "Microsoft Shortcuts (District)" with a "Hide" button and an upward arrow. This section contains five application shortcuts: Microsoft Word, Microsoft OneNote, Microsoft PowerPoint, DPSCD Email - Outlook, and Microsoft Office 365. Each shortcut includes an icon and a help icon. Below these shortcuts is a Microsoft Whiteboard shortcut. At the bottom right of the shortcuts area is a green "+ Add" button. The bottom of the dashboard has a section titled "Learn More About Clever (District)" with a "Hide" button and an upward arrow.

Clever [Homeroom](#) [Messages](#) New [Library](#) [Analytics](#) [Classes](#)

[Student Login](#) [Board Admin](#) [Center for Students](#)


Microsoft Shortcuts (District) [Hide](#)

    
Microsoft Word Microsoft OneNote Microsoft PowerPoint DPSCD Email - Outlook Microsoft Office 365


Microsoft Whiteboard

[+ Add](#)

Learn More About Clever (District) [Hide](#)



Attendance Agents

Attendance Agents support students who having difficulties in attending school, providing support and resources to students & families, enforce the Compulsory School Law, work with Homeless & Unaccompanied Youth and approve work permits.

10th & 12th Grades



Erica Davenport

Erica.davenport@detroitk12.org

313-451-1393

(Spanish speaking)

9th & 11th Grades



Emmanuel Ogua

Emmanuel.ogua@detroitk12.org

313-429-8641





Attendance Excuse & Edit Request Link

You will need to have the student email and password to submit Attendance Excuses

**Provide a working phone number for us to follow-up to confirm parent/guardian approval.
We will follow-up on all requests to confirm accuracy.**

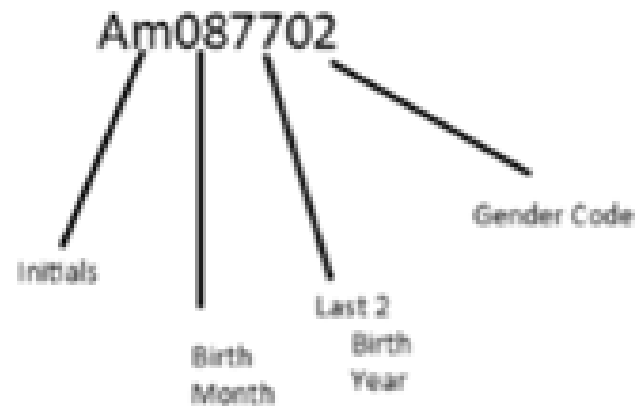
Please note many absences are not excused based on district protocol and some excused absences still count towards chronic absenteeism unless related to a chronic illness. Routine doctor's appointments should be scheduled outside of school hours if possible.

See examples of excused absences:

- Medically verified mental health or medical appointments – statement signed by physician
- Family emergency
- Court appointment
- Death in the immediate family
- Observation or celebration of a religious holiday (verification may be required)
- School-related activity: field trips, college visits



Student ID # = Username (email = Student ID @thedps.org)



Password Configuration

Uppercase First Initial, lowercase last initial, month of birth, year of birth, gender code (01 = male, 02 = female)



Creating Parent Account on Powerschool for more than one student

[Video: How to Use Powerschool App](#)

- 1. Request Parent Letters for the ID and Password from main office or by texting Ogua or Davenport**
- 2. Create Account**
- 3. Add Students**



Western International High School
1500 Scotton Street
Detroit, MI 48209
Phone: (313) 849-4758

11/24/20

To the parents of [REDACTED]

Our school uses a student information system called PowerSchool. This is a web-based system that provides real-time management of student data. Using PowerSchool Parent Access, you will be able to access your student's grades, assignments, attendance and schedule through the Internet. You will need the following information to log on to PowerSchool:

Web Address:

<https://detroitk12.powerschool.com/public>

Once you have navigated to the web address you will need to create an account. To do so simply click on create account. Once at the next page fill out the form and set up a link to your student's account. To do so please enter the following access ID and password.

I.D.: ZTZLTEH2

Password: XJAIPDSX

Please keep your passwords and usernames confidential. Parent/Guardian usernames and passwords can be shared between parents.

We hope this accessibility to data will assist you as we work together to provide the best learning opportunities for your child.

PowerSchool is now portable! The PowerSchool for Parents app is available for download from the App Store and compatible with the iPhone, iPad or iPod touch. Parents can easily view each child's progress in a single feed to check grades, review assignments, and more! Also included in both apps is the option for students and parents to share classroom information through Facebook and Twitter.

PowerSchool for Parents provides real-time access to:

- Attendance - Final Grades
- School Announcements - Standards Scores
- Assignments - Citizenship Grades
- Assignment Scores - Lunch Transactions
- Teacher Comments - Fee Transactions

You can also use PowerSchool for Parents to register to receive email alerts for grades, attendance, assignments and more.

Contact main office or
Davenport/ Ogua for
Parent Letter



Student Counselors:

9th grade Dr. McCabe terrence.mccabe@detroitk12.org

10th grade Ms. Calderon evelin.calderon@detroitk12.org

11th grade Mr. Novack clifford.novack@detroitk12.org

12th grade Ms. Figuereo mayrenes.figuereo@detroitk12.org

12th grade Ms. Swain laticia.swain@detroitk12.org

COVID Testing Coming Soon!



Stay Safe. Get tested. **Free COVID-19 Testing Schedule**



In partnership with Henry Ford Health System, and Wayne State University, Detroit Public Schools Community District families and staff can receive free COVID-19 testing.

For more information or questions, please visit detroitk12.org/health or call (313) 240-4377.



**WAYNE STATE
UNIVERSITY**

QUESTIONS & ANSWERS

“When Students Rise, We All Rise”