

DPSCD Virtual School

Semester 2 Orientation

Welcome to DPSCD Virtual School

Parent Orientation

Philip Van Hooks, Principal

Dr. Janeene Montgomery, Assistant Principal K-8

Mrs. Karla Seale , Assistant Principal 9-12

Mr. Jameel Gardner, Dean of Culture and Climate

Dr. Alspach, Executive Director of Virtual Learning



STUDENT RISE. WE ALL RISE.

SAFELY EDUCATING STUDENTS ONLINE & IN-PERSON



School Leadership Team



Principal Van Hooks

- Graduate of Detroit Public School
- DPSCD Principal for 13 years
- Has been an educator for 23 years
- Graduate of Western Michigan University



Assistant Principal Dr. Montgomery (K-8)

- Serving DPSCD Families for 25 years
- Research Concentration: Technology Implementation within Urban Schools
- Education: Kentucky State University, Wayne State University, University of Phoenix



Assistant Principal Mrs. Seale (9-12)

- Proud product of Detroit Public Schools
- Has been in education over 15 years
- Taught middle and high school English in DPS
- Experienced high school Assistant Principal



Virtual School

- **Live Instruction**
 - Electives may be asynchronous
- **DPSCD teachers**
- **Daily Attendance**
- **Weekly Interactions**
- **In Person State Testing**
- **Limited After School Activities**
- **No Sports**
- **Full Semester Commitment**
- **Dress Code is school appropriate with camera on; no uniform**
- **Platforms – Teams, Schoology, and other learning applications**

STUDENT RISE. WE ALL RISE.

SAFELY EDUCATING STUDENTS ONLINE & IN-PERSON



Grab and Go Meals

Four regional Grab and Go meal sites will operate this year. Virtual School students can pick up meals at:

- Fisher Upper
- Mumford
- Earhart
- Central High School

Meal distribution will occur each Monday and Thursday from 9 a.m. until 1 p.m. once school starts



Technology

- The Technology Hub is open 10am to 4:30pm school days
- Walk in through door #7 on the Saint Mary's side of the building.

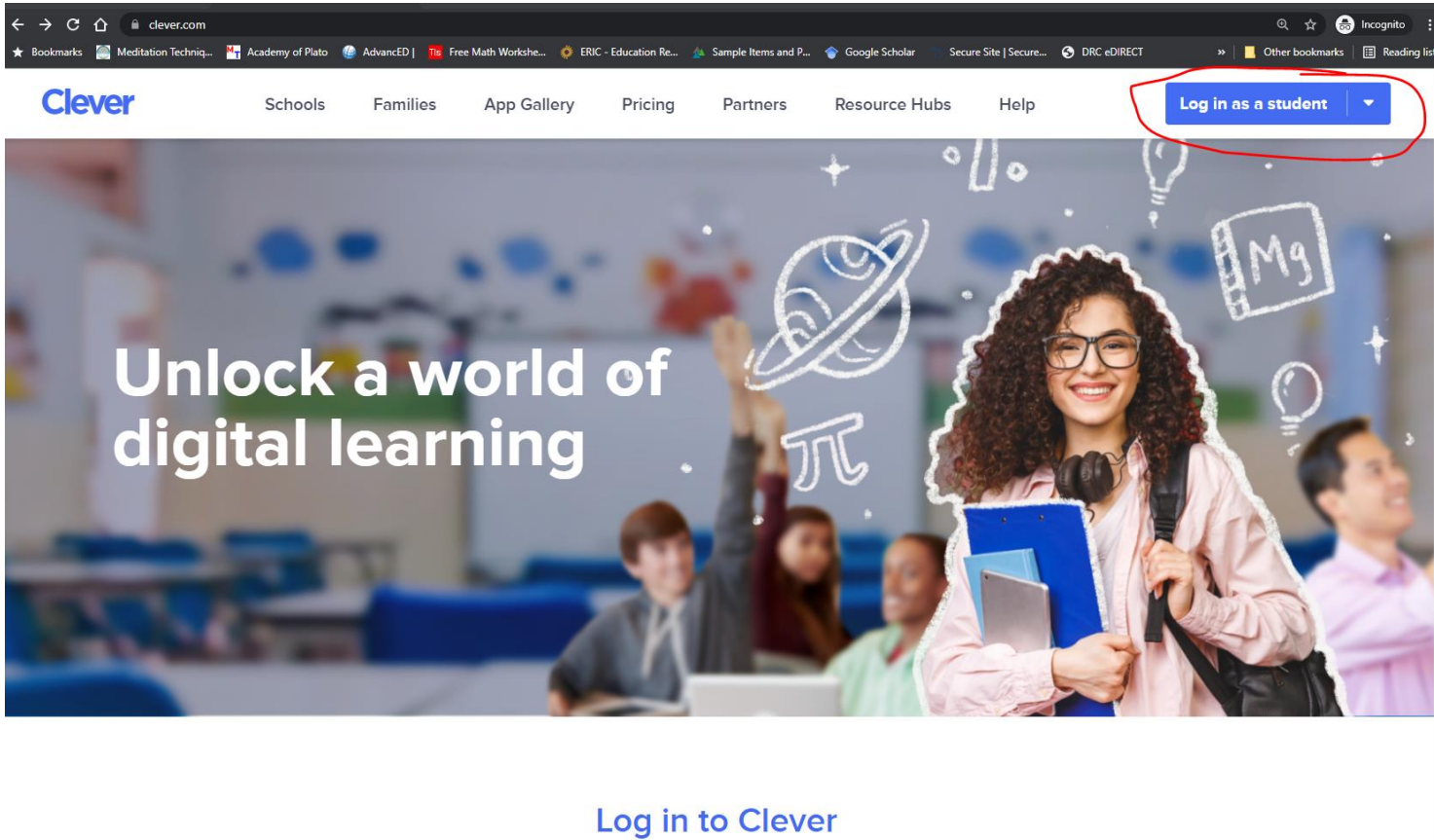
Your student will need a working camera and sound and reliable internet.

If you have a loaner laptop from a different DPSCD school, you will need to swap it for a Virtual School loaner laptop. If the old one is lost or broken – just let us know.

Connected Futures Devices will work.

We offer internet hot spots. This location can fix hardware also.

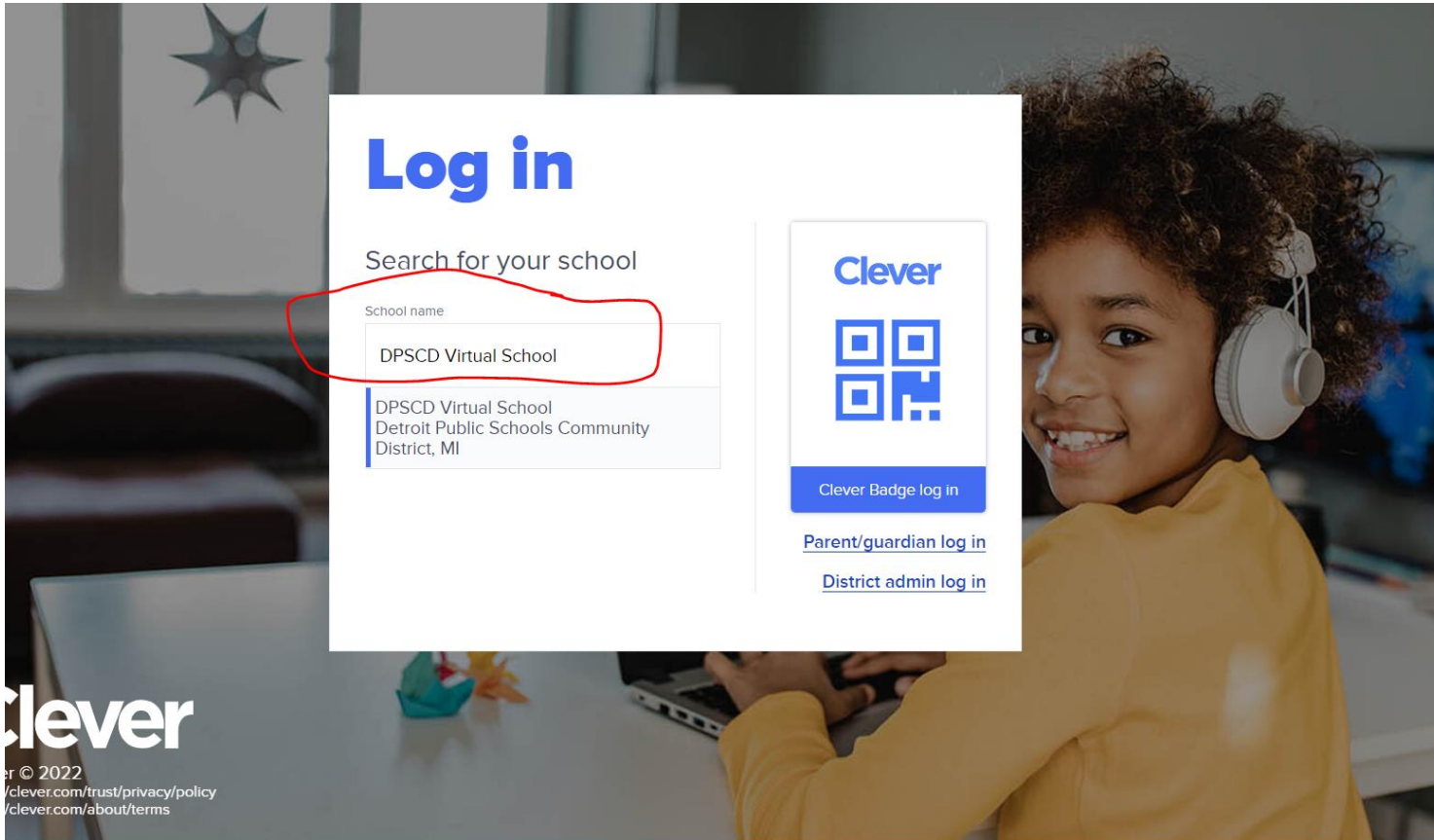
313-484-0293



Log in through Clever.com

To access classes and assignments, students should log into www.clever.com.

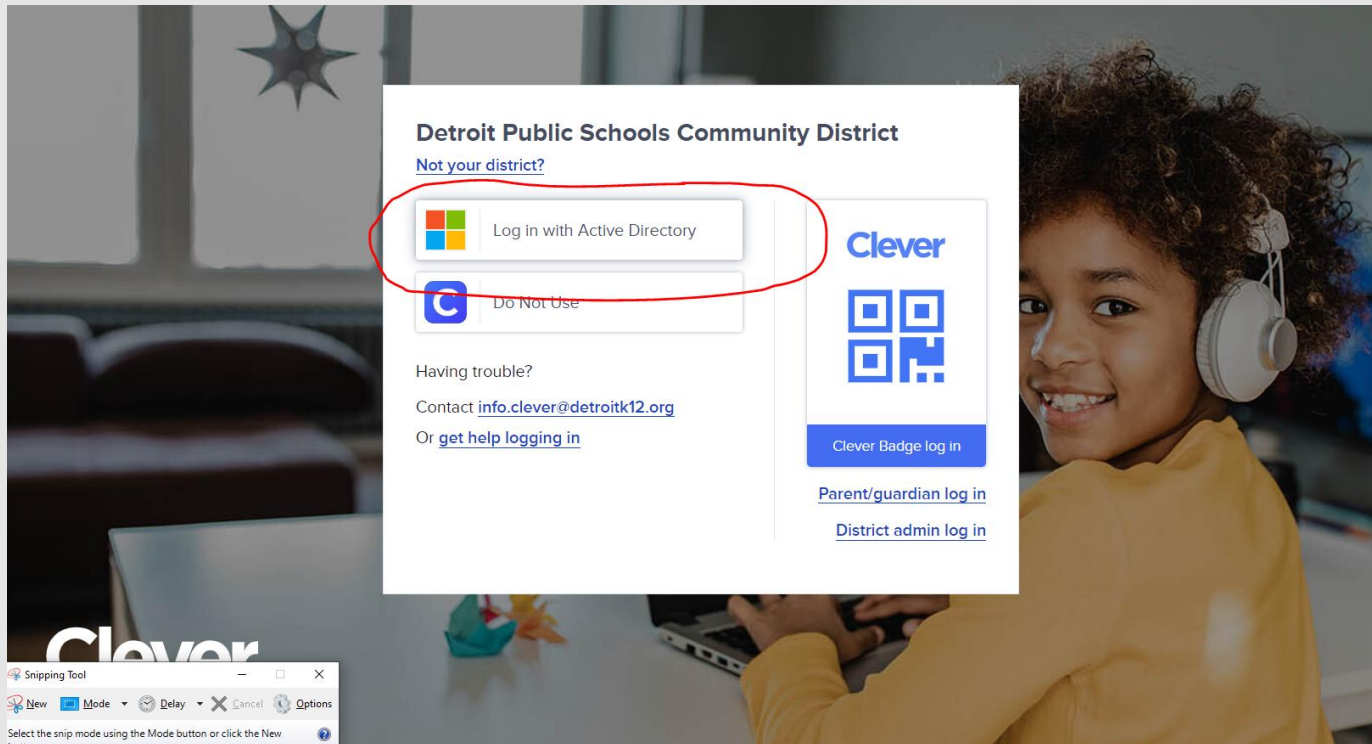
Students must use their DPSCD Student Email address and their password to gain access to Clever.



- Type in the full name of the school, “DPSCD Virtual School.”
- Click on the option that appear, “DPSCD Virtual School Detroit Public Schools Community District, MI”

Logging in through
Clever.com

Logging in through Clever.com



- You'll select, "Log in with Active Directory" if you are using a DPSCD Loaner Laptop.
- The username and password to access your DPSCD Loaner Laptop is your Student ID Number and Password.

Clever DPSCD Virtual School

Portal Messages Search

Favorite resources

- Teacher Pages
- Learning Tools
- Microsoft Shortcuts
- English Language Arts
- Math
- Science
- Social Studies
- Combined Subject Resources
- Computer Science
- Languages and Bilingual Resources
- Climate, Culture and

Teacher Pages

- A. Young's Page
- C. Everette's Page
- K. Holland's Page
- K. Seale's Page
- Mrs. C. Gordon's Page
- P. VanHooks's Page
- T. Anderson-Swift's Page

Learning Tools

- Schoology
- Microsoft Teams**
- PowerSchool Student Portal
- Performance Matters
- Hello SMART Student Login

Microsoft Shortcuts

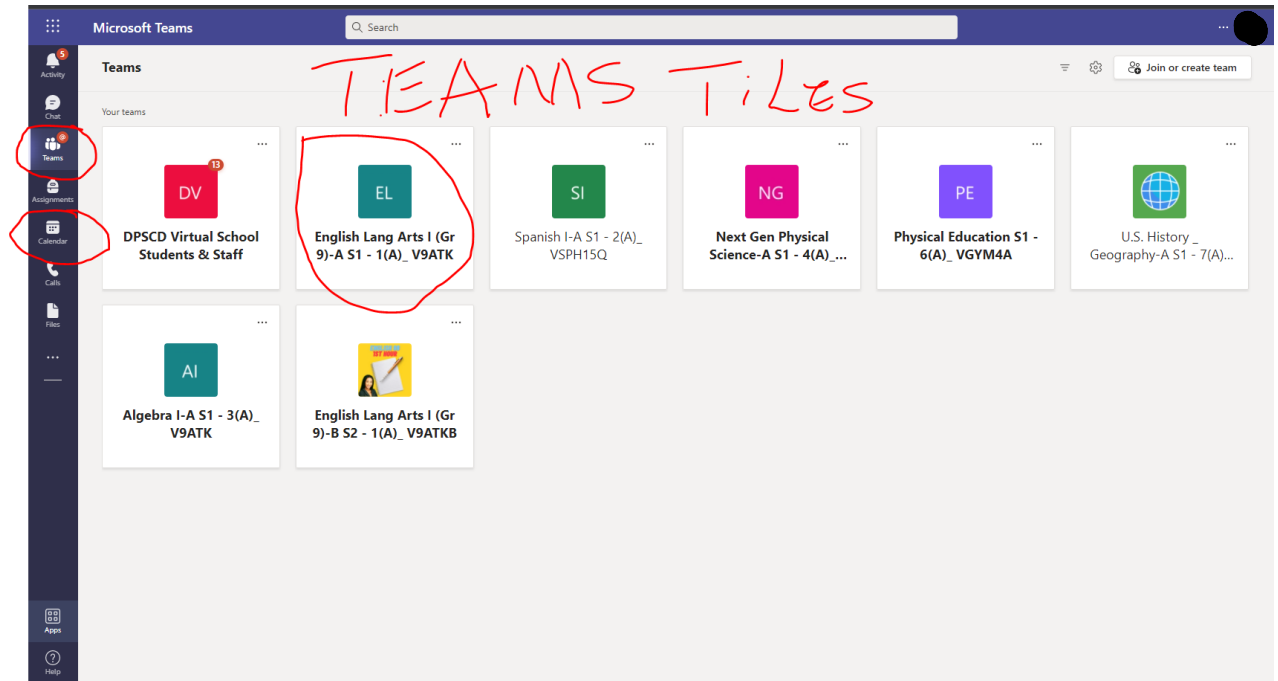
- Microsoft
- Microsoft
- DPSCD
- Office 365
- Flipgrid

- All teachers provide daily instruction through their Microsoft TEAMS invitations.
- Your child will access their virtual classes by logging into TEAMS and selecting the invitations posted on their TEAMS calendar.

Accessing Your Teachers' Classes

TEAMS Tiles

- Your TEAMS Tiles are a reflection of the classes you are scheduled to attend for the semester.
- Each teacher meets with their students through TEAMS by creating calendar invitations on a recurring basis as determined by our Master Schedule.



Bell Schedule

- The DPSCD Virtual School is a K-12 Elementary, Middle & High School Program.
- High School students have a 7-period schedule from 8am until 3:10pm
- K-8 students have an 8-period schedule from 8am until 3:20pm

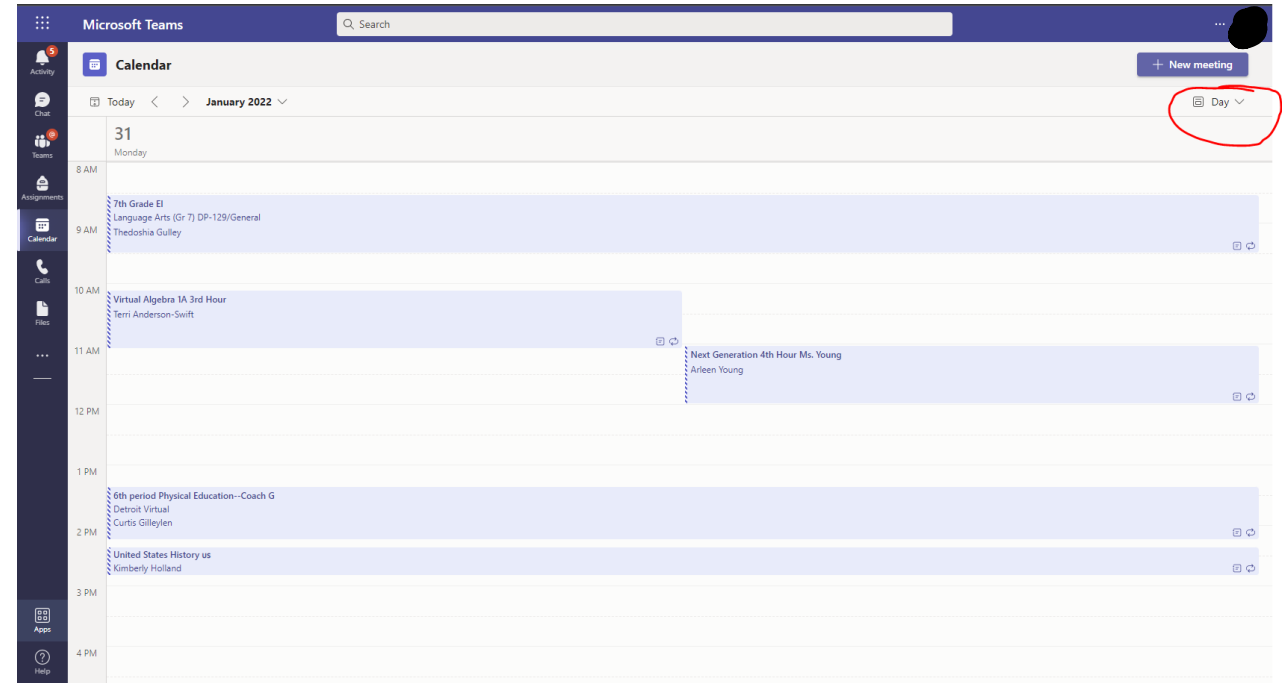
Bell Schedule View

VS EMHS Counselor: Duncan, George

	Monday 01/31/2022	Tuesday 02/01/2022	Wednesday 02/02/2022	Thursday 02/03/2022	Friday 02/04/2022
08:00 AM	English Lang Arts I (Gr 9)-A Gordon, Cheryl 25 08:00 AM - 09:00 AM	English Lang Arts I (Gr 9)-A Gordon, Cheryl 25 08:00 AM - 09:00 AM	English Lang Arts I (Gr 9)-B Manuel, Tabatha 25 08:00 AM - 09:00 AM	English Lang Arts I (Gr 9)-B Manuel, Tabatha 25 08:00 AM - 09:00 AM	English Lang Arts I (Gr 9)-B Manuel, Tabatha 25 08:00 AM - 09:00 AM
09:00 AM	Spanish I-A Vacancy, Teacher 9 V4023-9 35 09:05 AM - 10:05 AM	Spanish I-A Vacancy, Teacher 9 V4023-9 35 09:05 AM - 10:05 AM			
10:00 AM	Algebra I-A Anderson-Swift, Terri 29 10:10 AM - 11:10 AM	Algebra I-A Anderson-Swift, Terri 29 10:10 AM - 11:10 AM	Algebra I-B Anderson-Swift, Terri 29 10:10 AM - 11:10 AM	Algebra I-B Anderson-Swift, Terri 29 10:10 AM - 11:10 AM	Algebra I-B Anderson-Swift, Terri 29 10:10 AM - 11:10 AM
11:00 AM	Next Gen Physical Science-A Young, Arleen 27 11:15 AM - 12:15 PM	Next Gen Physical Science-A Young, Arleen 27 11:15 AM - 12:15 PM	Next Gen Physical Science-B Young, Arleen 27 11:15 AM - 12:15 PM	Next Gen Physical Science-B Young, Arleen 27 11:15 AM - 12:15 PM	Next Gen Physical Science-B Young, Arleen 27 11:15 AM - 12:15 PM
12:00 PM	Lunch Gardner, Jameel 12:15 PM - 01:15 PM	Lunch Gardner, Jameel 12:15 PM - 01:15 PM	Lunch Gardner, Jameel 12:15 PM - 01:15 PM	Lunch Gardner, Jameel 12:15 PM - 01:15 PM	Lunch Gardner, Jameel 12:15 PM - 01:15 PM
01:00 PM	Physical Education Gilleylen, Curtis 33 01:15 PM - 02:15 PM	Physical Education Gilleylen, Curtis 33 01:15 PM - 02:15 PM	Health Education Gilleylen, Curtis 33 01:15 PM - 02:15 PM	Health Education Gilleylen, Curtis 33 01:15 PM - 02:15 PM	Health Education Gilleylen, Curtis 33 01:15 PM - 02:15 PM
02:00 PM	U.S. History & Geography-A Holland, Kimberly 31 02:20 PM - 03:20 PM	U.S. History & Geography-A Holland, Kimberly 31 02:20 PM - 03:20 PM	U.S. History & Geography-B Holland, Kimberly 31 02:20 PM - 03:20 PM	U.S. History & Geography-B Holland, Kimberly 31 02:20 PM - 03:20 PM	U.S. History & Geography-B Holland, Kimberly 31 02:20 PM - 03:20 PM
03:00 PM					
04:00 PM					

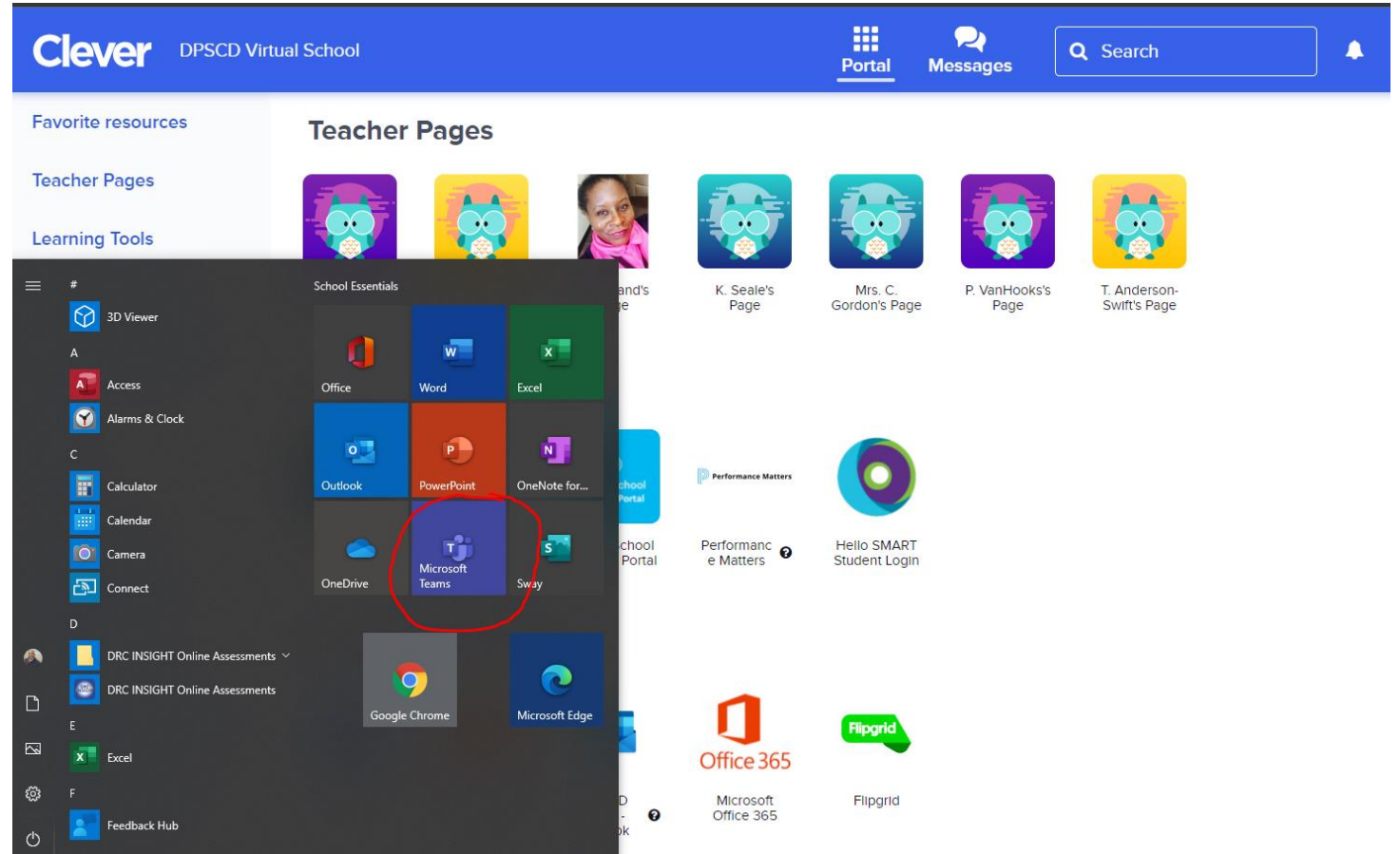
Microsoft TEAMS Calendar View

- In my opinion, the easiest way to view the TEAMS Calendar is by setting up the calendar to view one day at a time.
- To set up the TEAMS Calendar to view one day at a time, change the view option in the top right hand corner underneath the “New Meeting” calendar appointment creator option to “Day.”



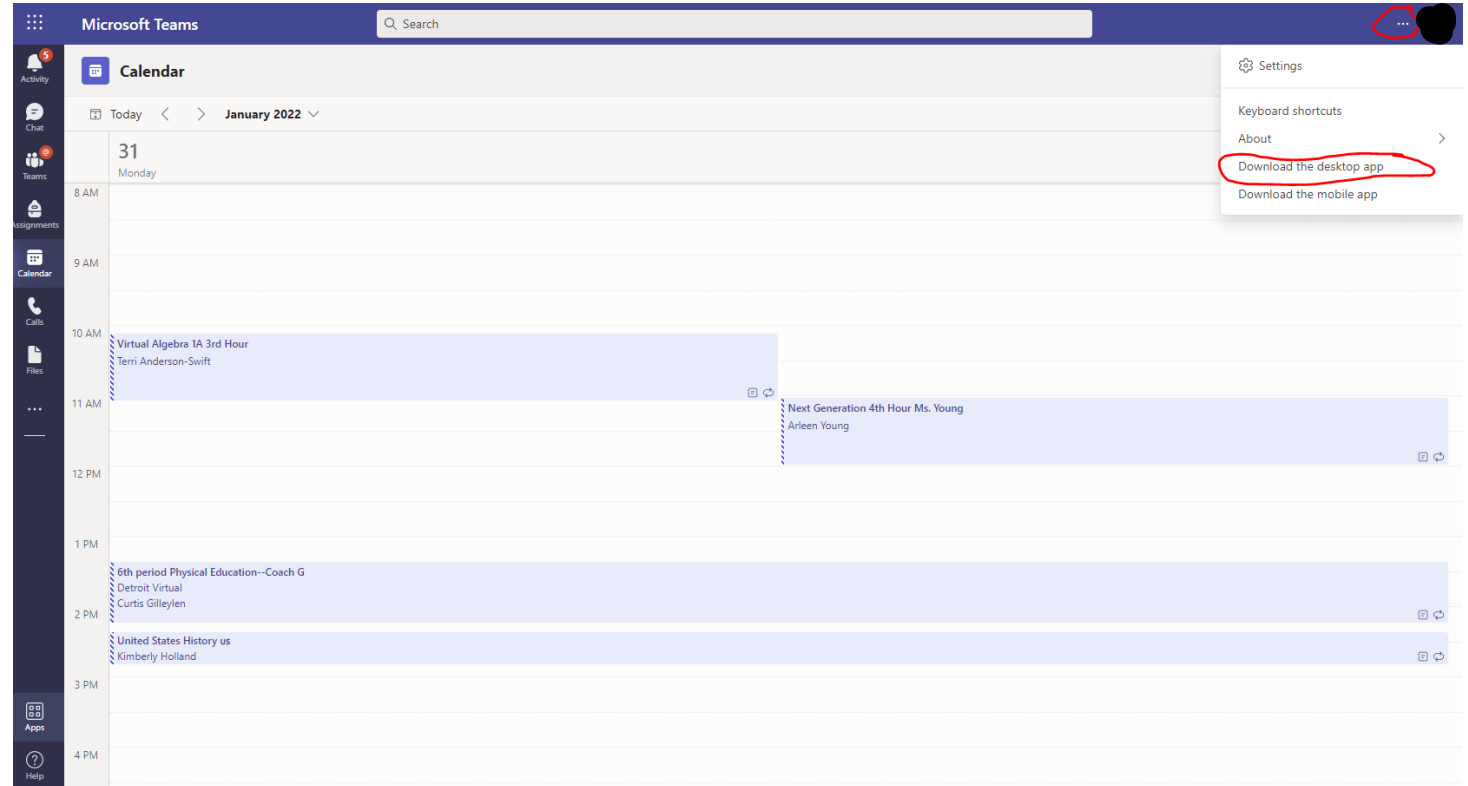
Microsoft TEAMS

- If you haven't downloaded Microsoft TEAMS to your computer, you can download the application by clicking the 3 horizontal dots to the left of your avatar in the top right corner of the TEAMS page.



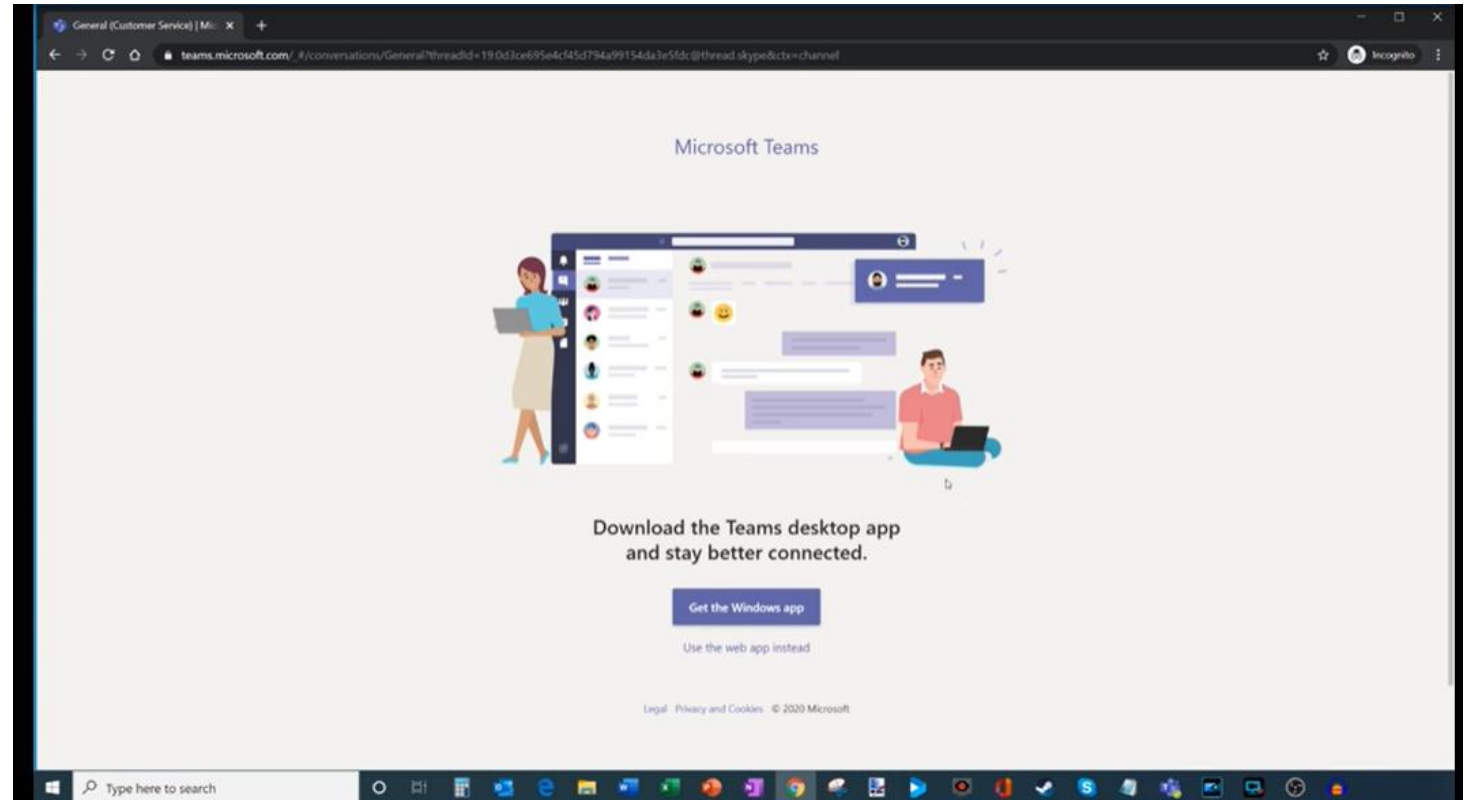
Download the Microsoft TEAMS Desktop Application

- The desktop application has several features that you don't have when using the web version.
- For a better experience when participating in your virtual classes, use the desktop application from your computers daily.
- If your computer isn't working properly, you can download the mobile app to your phones to participate in class for the lecture.

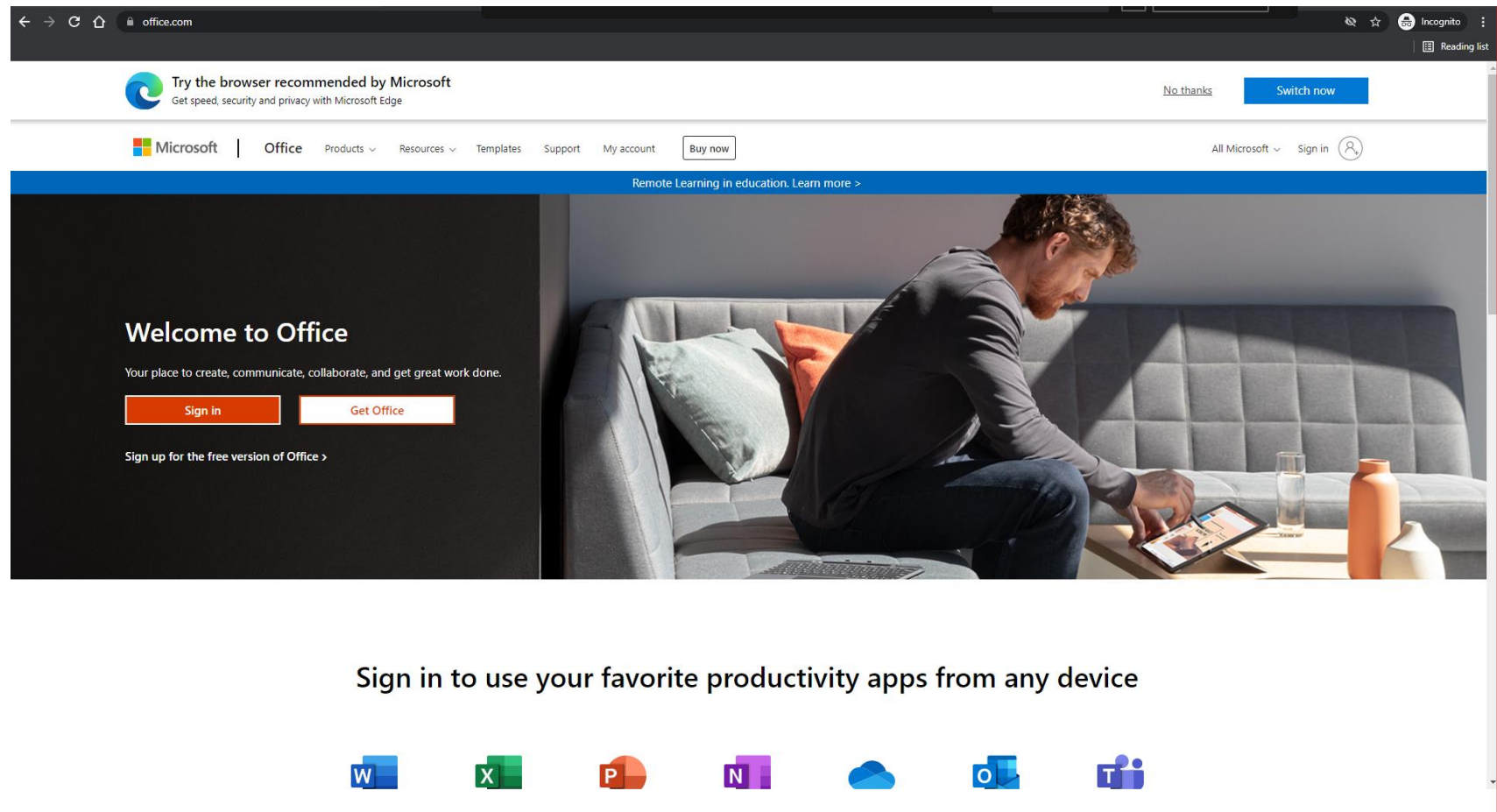


How to use Microsoft TEAMS?

- Click on this [video here for a tutorial](#) on Microsoft TEAMS.
- [Getting Started with Microsoft TEAMS: for Parents and Guardians.](#)



If you are unable to log into Clever because your classes aren't uploaded to PowerSchool Use this Process...

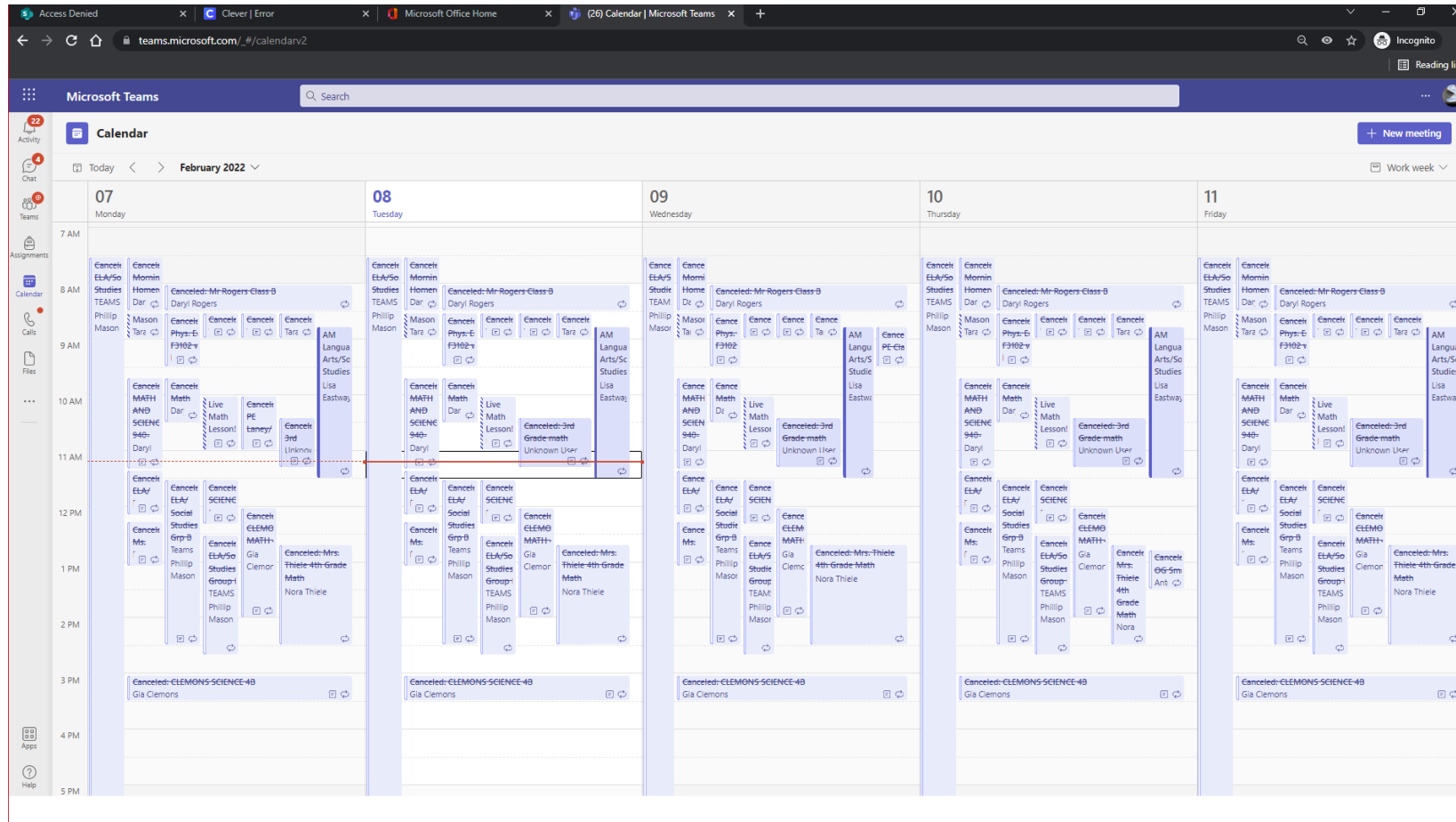


You can access TEAMS and All your DPSCD Microsoft accounts by logging into Office 365.

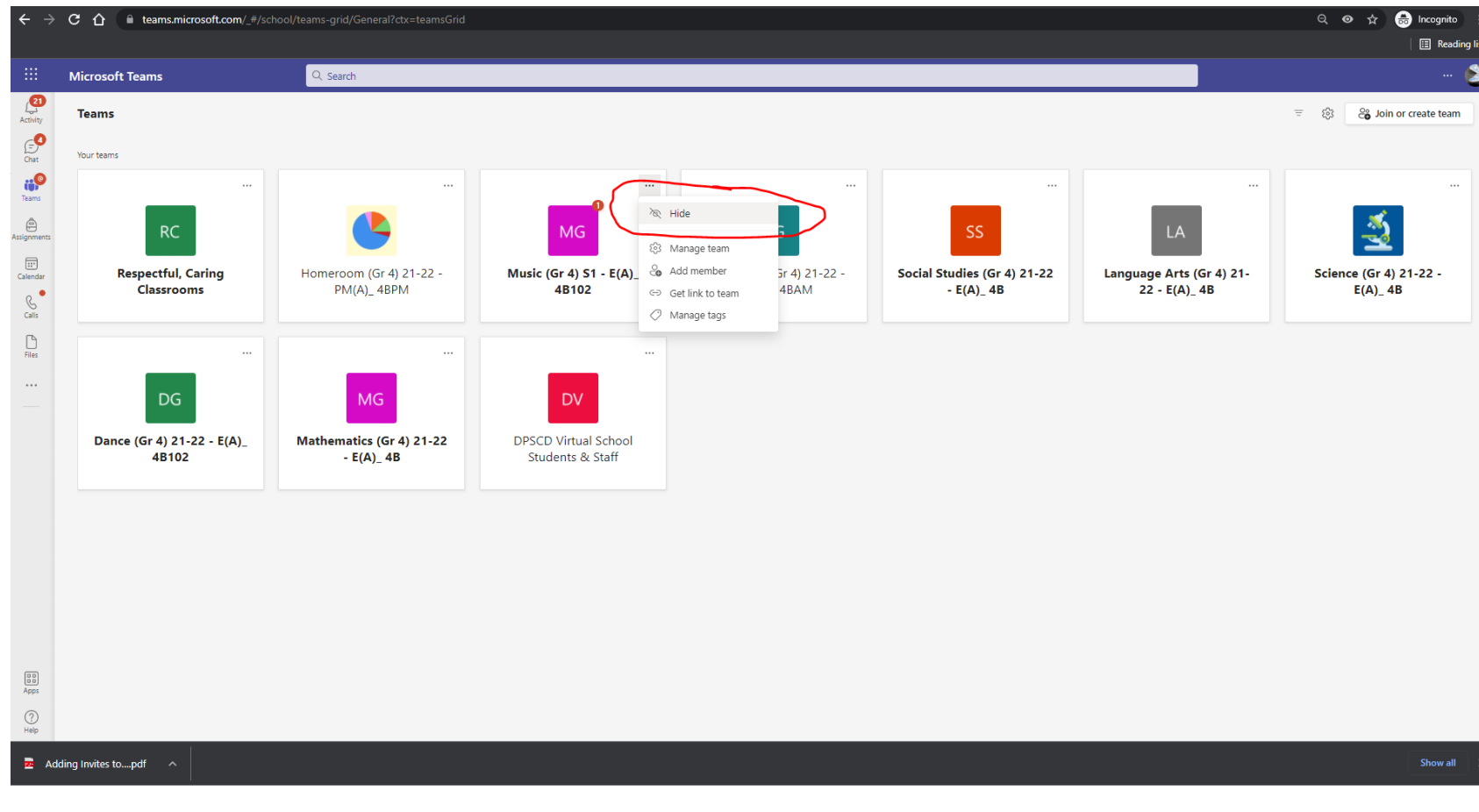
The screenshot displays the Microsoft Office 365 home interface. At the top, the browser address bar shows 'office.com/?auth=2'. The page header includes the 'Office 365' logo, a search bar, and user account information. A 'Good morning' greeting is followed by a 'Recommended' section featuring a document preview titled 'Respectful Classroom Communities...'. Below this, a table lists recent files under the 'All' tab.

Name	Modified	Shared by	Activity
2022 GDYT_Flyer FW: 2022 GDYT Summer Youth Employment - Monday, February 7...	Yesterday at 3:54 PM	Sandra	Sandra sent this Yesterday at 3:54 PM
2021 DHD Screening Announcement green Detroit Health Department Vision and Hearing	Fri at 11:50 AM	Sandra	Sandra sent this Fri at 11:50 AM
original-204B95C-878B-4287-8C8C-F524B8167C29 Mathematics (Gr 4) 21-22 - PM(A)_48PM	Fri at 11:41 AM	you	You shared this in a Teams chat Jan 8
Detroit Public School Online Consent University of Detroit Mercy Dental	Wed at 3:03 PM	Sandra	Sandra sent this Wed at 3:03 PM
Girls With Grit Girls with Grit	Jan 30	Sandra	Sandra sent this Jan 30
PAC WINTER 2022_JAN24_digital Winter Catalogue for Parent Academy	Jan 28	Nikolai	Nikolai sent this Jan 28
January 31st Return to Learn FAQs Guidance and Direction Through Frequently Asked Questions (FAQ...	Jan 26	Nikolai	Nikolai sent this Jan 26

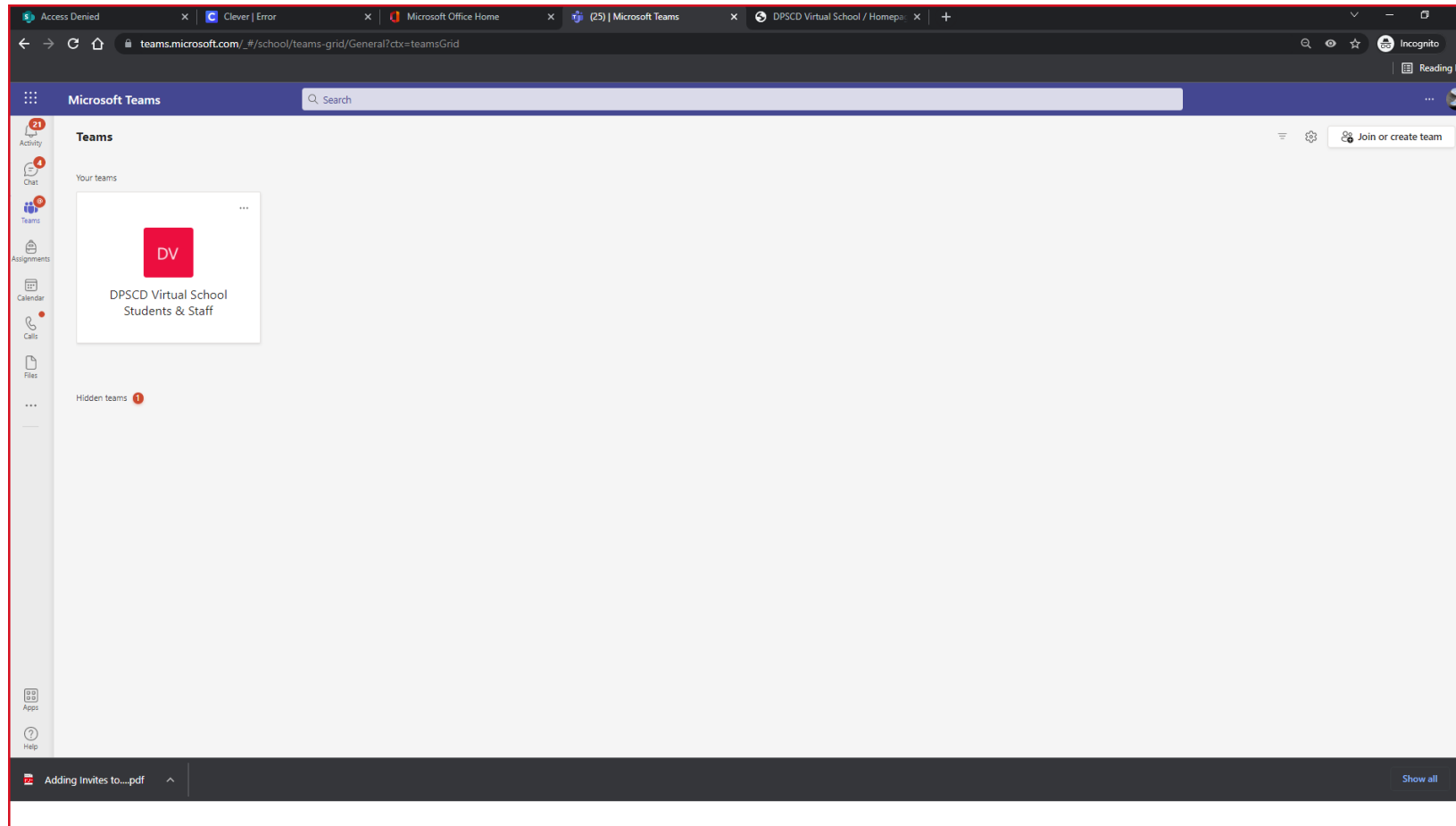
Clear your TEAMS Calendars by Deleting the Series or Removing the Series from your Calendars.



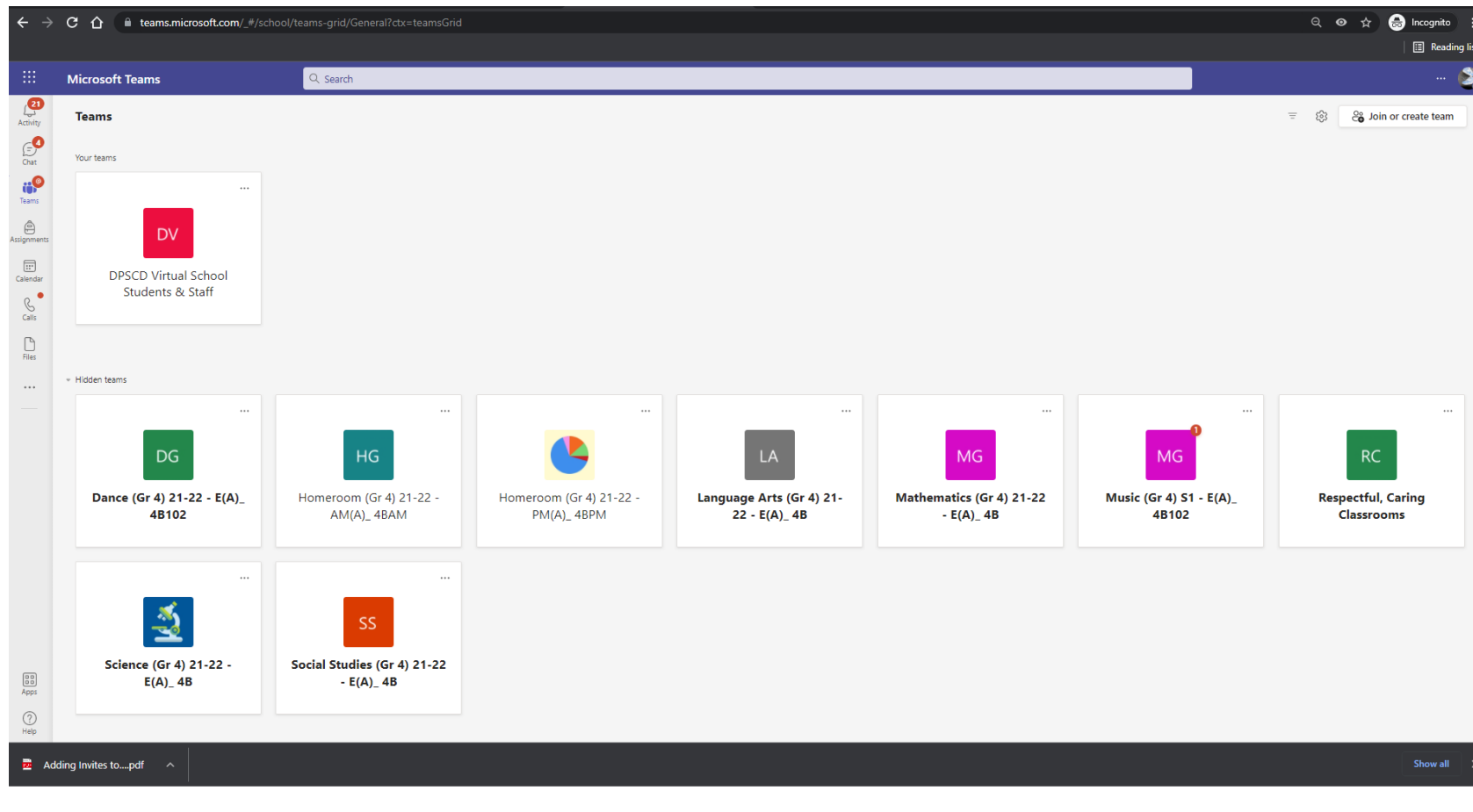
You can hide TEAMS Tiles from your former school.



Virtual School Teams have a Unique Course Code. All of our Course Codes begin with the letter “V”. Hide all Teams from your former school



We expect to have all TEAMS Tiles active in your accounts by Thursday, 02/10/2022. Teachers will call you into their meetings if you do not show at the appointed time.



Attendance Expectations

Students are expected to join their classes daily. K-8 core subject homeroom teachers will take attendance in the AM & PM Homeroom Periods.

The K-8 AM & PM Homeroom periods are generally 1st or 2nd period & 6th or 7th period, depending on whether or not the class has an elective taking place at the beginning of the day or immediately after lunch.

When a teacher is absent, building administration will send a link to the class of the absent teacher through TEAMS. The students need to answer the questions on the link and submit their response. This is how these students' attendance is captured and saved for official record keeping.

Clever DPSCD Virtual School

Portal Messages

Teacher Pages

Favorite resources

Teacher Pages

Learning Tools

Microsoft Shortcuts

English Language Arts

Math

Science

Social Studies

Combined Subject Resources

Computer Science

Languages and Bilingual Resources

Climate, Culture and Career

Teacher Pages

G. Brunson's Page Just you K. Seale's Page L. Samborski's Page Mrs. Watts N. Hopkins's Page P. VanHooks's Page

Learning Tools

Schoology Microsoft Teams **PowerSchool Student Portal** Performance Matters Hello SMART Student Login

Microsoft Shortcuts


Microsoft Word Microsoft PowerPoint DPSCD Email - Outlook Office 365 Flipgrid

- PowerSchool is the student information management system for DPSCD. This is where official student attendance and grades are recorded and published for all K-12 students of the DPSCD Virtual School

PowerSchool

PowerSchool SIS

- All students have immediate access to PowerSchool.
- Students and parents can monitor grades, check attendance, see important school bulletins.

 PowerSchool SIS

Navigation

- Grades and Attendance
- Grade History
- Attendance History
- Teacher Comments
- Student Reports
- Forms
- School Bulletin
- Class Registration
- Balance
- My Schedule
- School Information










District Code: PSNW

Download on the App Store

GET IT ON Google play

Grades and Attendance [REDACTED]

Grades and Attendance | Standards Grades

Exp	Last Week					This Week					Course
	M	T	W	H	F	M	T	W	H	F	
AM(A)	A	P	A		A						Homeroom (Gr 6)  Email Smothers, Angel - Rm: 16
PM(A)	A	A	A	A	A						Homeroom (Gr 6)  Email Hopkins, Nikita - Rm: 19
E(A)											Personal Finance-A  Email Humes, Saniqua - Rm: 21
E(A)											Science (Gr 6)  Email Samborski, Leonard - Rm: 13
E(A)											Mathematics (Gr 6), DP  Email Hopkins, Nikita - Rm: 19
E(A)											Journalism (Gr K-8)  Email Brunson, Georgette - Rm: 20
E(A)											Social Studies (Gr 6)  Email Gulley, Thedoshia - Rm: 15
E(A)											Language Arts (Gr 6)  Email Smothers, Angel - Rm: 16
E(A)								-	-	-	Physical Education (Gr 6)  Email Edwards, Vernon - Rm: 23
L(A)											Lunch Email Gardner, Jameel - Rm:

[Show dropped classes also](#)

Legend

Attendance Codes: Blank=Do not use | P=Present | A=Absent | T=Tardy | PFD=Present 1st Day | EA=Excused Absence | K=Excused Absence (Transportation) | M=Excused Absence (Medical) | S=On

Viewing the Official Student Report Card & Progress Report

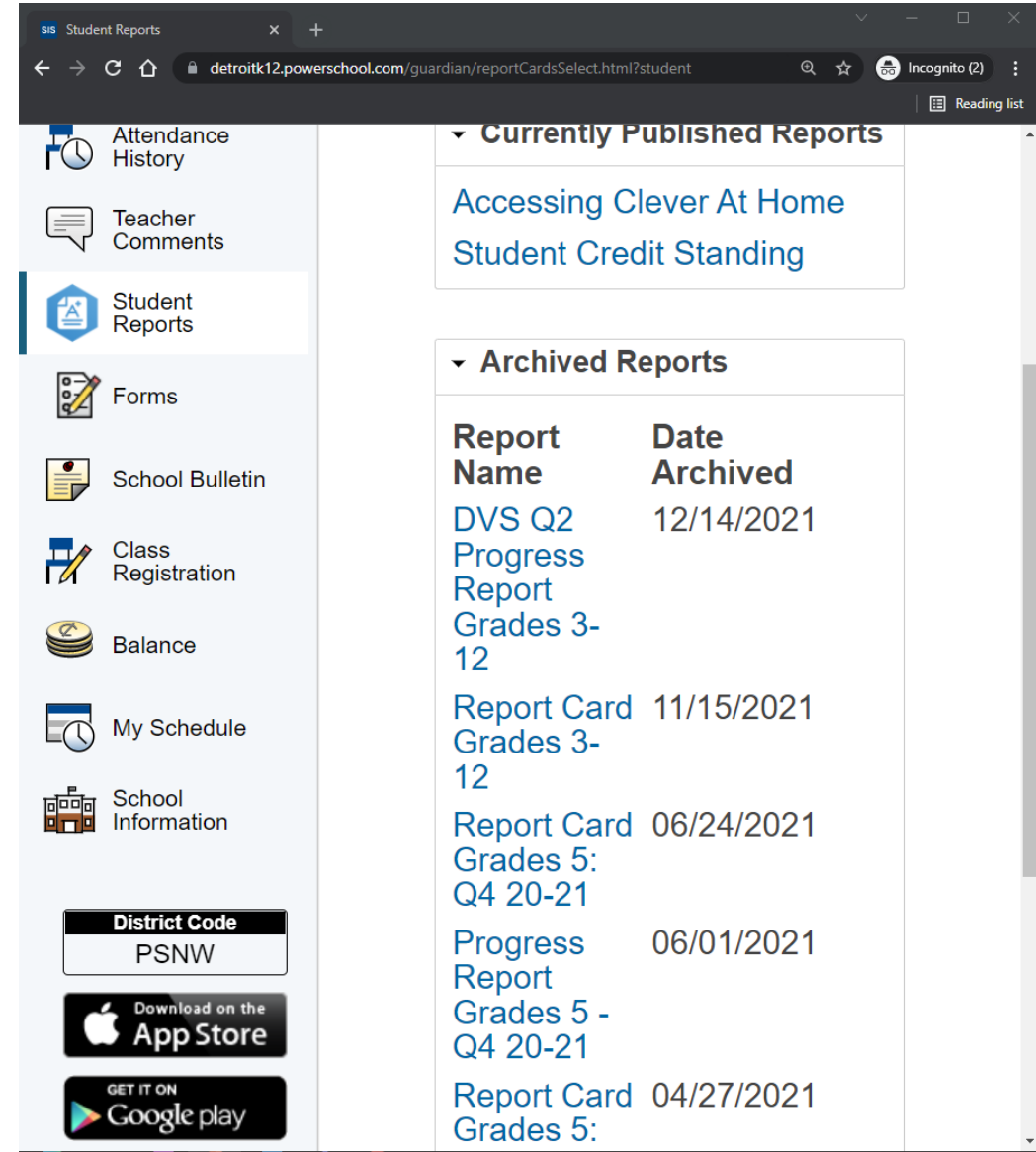
To view the Official Progress Report & Student Report Card at the end of the Quarter & Semester you can select the "Student Reports" tab in the Navigation bar.

The screenshot displays a school management system interface. On the left is a 'Navigation' sidebar with several options: 'Grades and Attendance', 'Grade History', 'Attendance History', 'Teacher Comments', 'Student Reports' (highlighted with a red circle), 'Forms', 'School Bulletin', 'Class Registration', and 'Balance'. The main area is titled 'Grades and Attendance: [redacted]'. Below the title are two tabs: 'Grades and Attendance' (selected) and 'Standards Grades'. The content area shows a table with attendance data. The table has columns for 'Exp', 'Last Week' (M, T, W, H, F), 'This Week' (M, T, W, H, F), and 'Course'. There are two rows of data: 'AM(A)' and 'PM(A)'. The 'AM(A)' row shows attendance for Monday (A), Tuesday (P), Wednesday (A), Friday (A), and Saturday (P). The 'PM(A)' row shows attendance for Monday (A), Tuesday (A), Wednesday (A), Thursday (A), Friday (A), and Saturday (A). To the right of the table, there is a section titled 'Attendance By' with a [redacted] header. It lists two entries: 'Homeroom (Gr 6)' with a group icon and an 'Email Smothers, Angel - Rm: 16' link, and 'Homeroom (Gr 6)' with a group icon and an 'Email Hopkins, Nikita - Rm: 19' link.

Exp	Last Week					This Week					Course
	M	T	W	H	F	M	T	W	H	F	
AM(A)	A	P	A		A	P					Homeroom (Gr 6) Email Smothers, Angel - Rm: 16
PM(A)	A	A	A	A	A	A					Homeroom (Gr 6) Email Hopkins, Nikita - Rm: 19

Select the most current Archived Report

- Parents & Students can use the hyperlinks in PowerSchool to select the most current Report Cards & Progress Reports.
- The “Date Archived” will let you know which report to view and download for official record of your child’s progress for each card marking period.



The screenshot shows a web browser window with the URL `detroitk12.powerschool.com/guardian/reportCardsSelect.html?student`. The page is titled "Student Reports" and features a sidebar with navigation links: Attendance History, Teacher Comments, Student Reports (highlighted), Forms, School Bulletin, Class Registration, Balance, My Schedule, and School Information. Below the sidebar, there are buttons for "District Code" (PSNW), "Download on the App Store", and "GET IT ON Google play". The main content area is divided into two sections: "Currently Published Reports" and "Archived Reports".

Currently Published Reports

- [Accessing Clever At Home Student Credit Standing](#)

Archived Reports

Report Name	Date Archived
DVS Q2 Progress Report Grades 3-12	12/14/2021
Report Card Grades 3-12	11/15/2021
Report Card Grades 5: Q4 20-21	06/24/2021
Progress Report Grades 5 - Q4 20-21	06/01/2021
Report Card Grades 5:	04/27/2021

Clever DPSCD Virtual School Portal Messages






Favorite resources

- Teacher Pages
- Learning Tools
- Microsoft Shortcuts
- English Language Arts
- Math
- Science
- Social Studies
- Combined Subject Resources
- Computer Science
- Languages and Bilingual Resources
- Climate, Culture and Career






Teacher Pages

- G. Brunson's Page
- Just you
- K. Seale's Page
- L. Samborski's Page
- Mrs. Wetts
- N. Hopkins's Page
- P. VanHook's Page







Learning Tools

-  Schoolology
-  Microsoft Teams
-  PowerSchool Student Portal
-  Performance Matters
-  Hello SMART Student Login

Microsoft Shortcuts

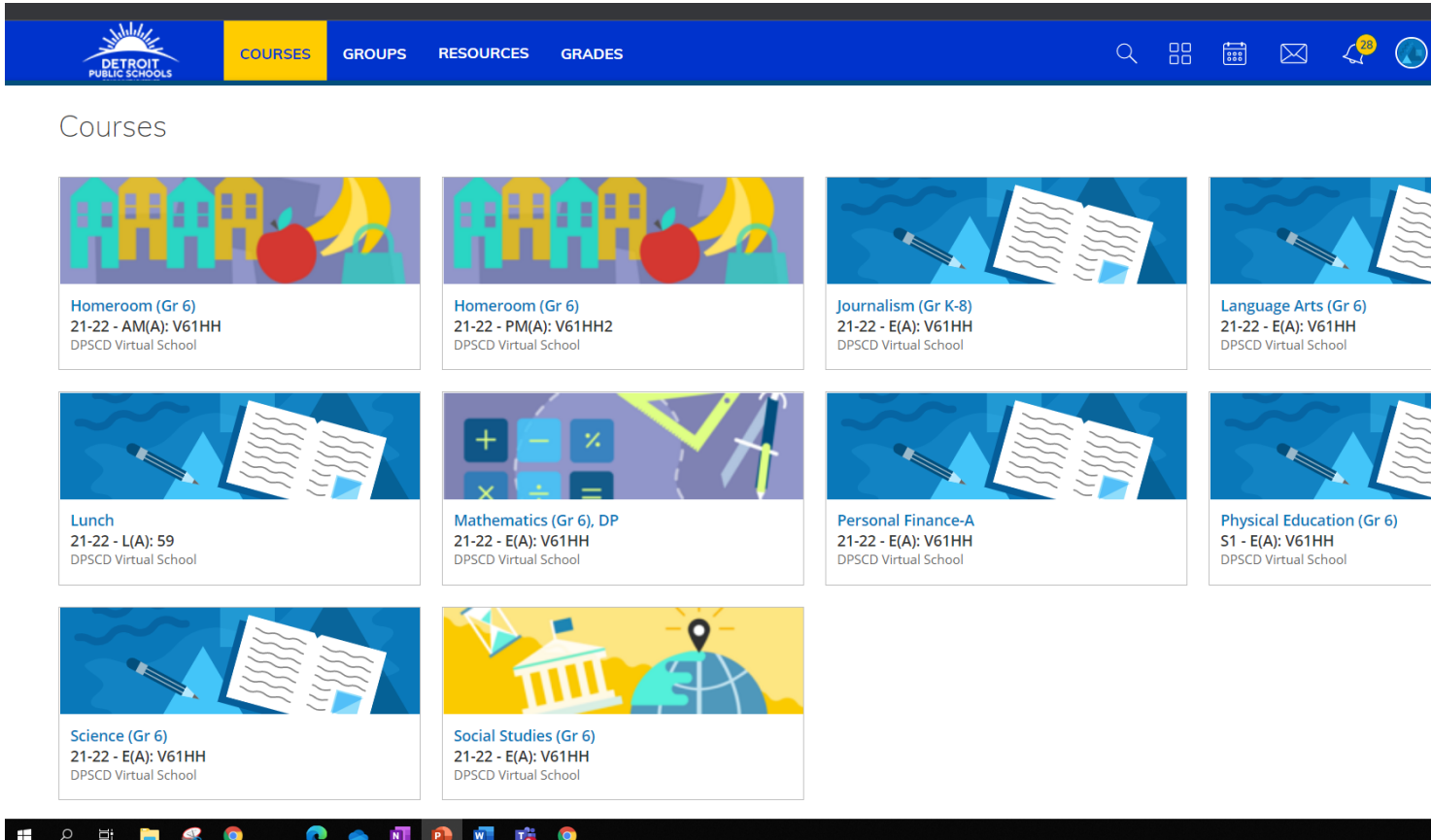
-  Microsoft Word
-  Microsoft PowerPoint
-  DPSCD Email - Outlook
-  Office 365
-  Flipgrid

English Language Arts

-  I-Ready
-  myON
-  Passport
-  Newsela
-  Sora Web Quick Link
-  Reading Rangers

- Schoology is the Learning Management System that many of our teachers use to deliver their digital assignments to students.
- Announcements are posted in Schoology and students can see all of their courses here as well.

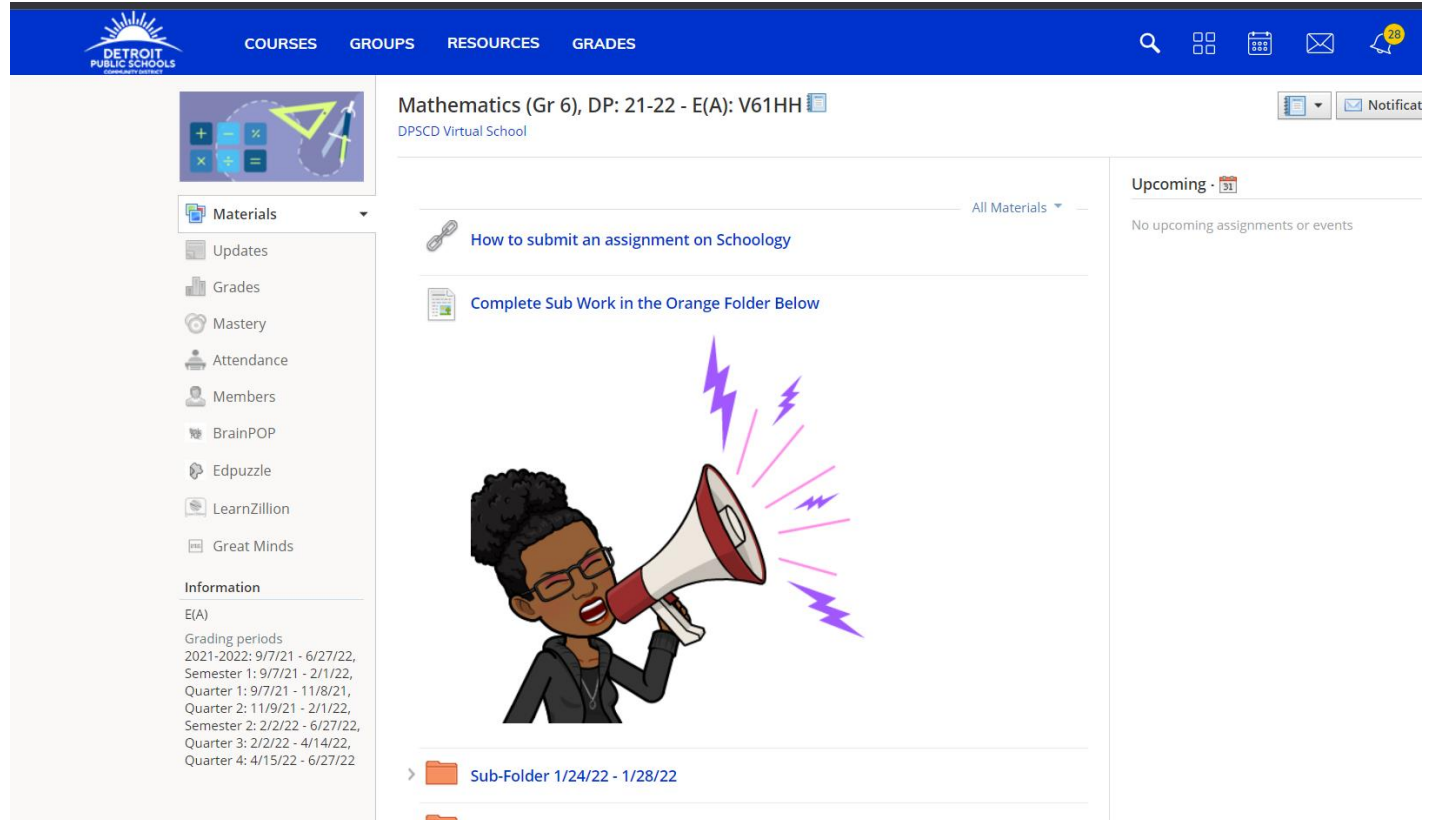
Schoology:



- Teachers post their assignments in the individual courses for students to see and complete.

Schoology Courses

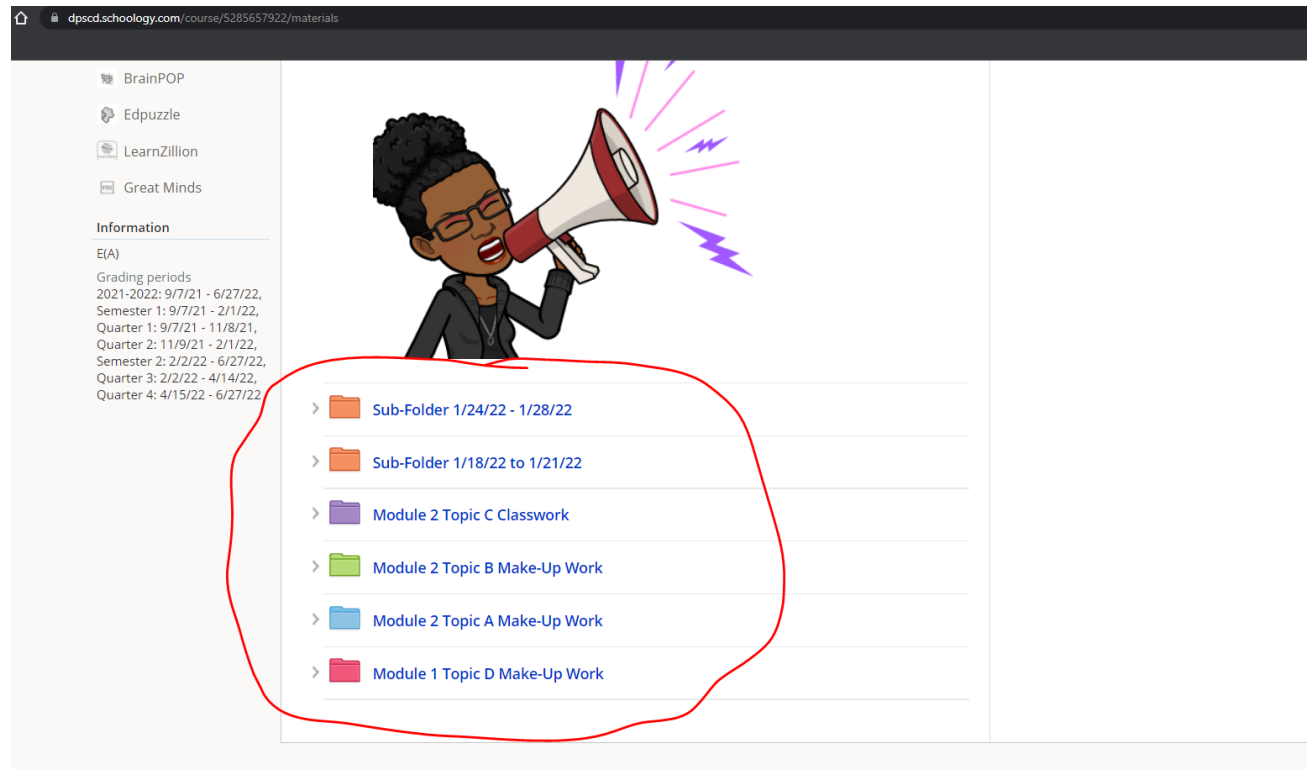
Schoology



The screenshot shows the Schoology interface for a course titled "Mathematics (Gr 6), DP: 21-22 - E(A): V61HH" by DPSCD Virtual School. The top navigation bar includes links for COURSES, GROUPS, RESOURCES, and GRADES, along with search, grid, calendar, and notification icons. The left sidebar contains a "Materials" section with links to Updates, Grades, Mastery, Attendance, Members, BrainPOP, Edpuzzle, LearnZillion, and Great Minds, followed by an "Information" section listing grading periods for 2021-2022. The main content area displays a "How to submit an assignment on Schoology" link, a "Complete Sub Work in the Orange Folder Below" link, and a large illustration of a person shouting into a megaphone. Below the illustration is a folder icon labeled "Sub-Folder 1/24/22 - 1/28/22". The right sidebar shows an "Upcoming" section with a calendar icon and the text "No upcoming assignments or events".

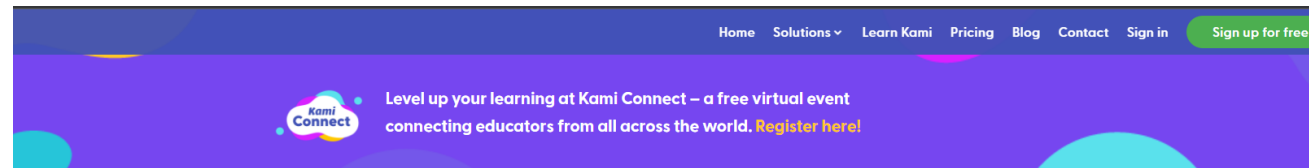
- Click on this link [here for a demonstration on how to use Schoology.](#)

Schoology



- Many of our teachers create folders in Schoology where students can access the assignments that need to be completed.

Kami:



**power your students and
transform the way you teach,
feedback, and assess**

Ed's #1 digital classroom tool creating
flexible and collaborative learning
environments for millions

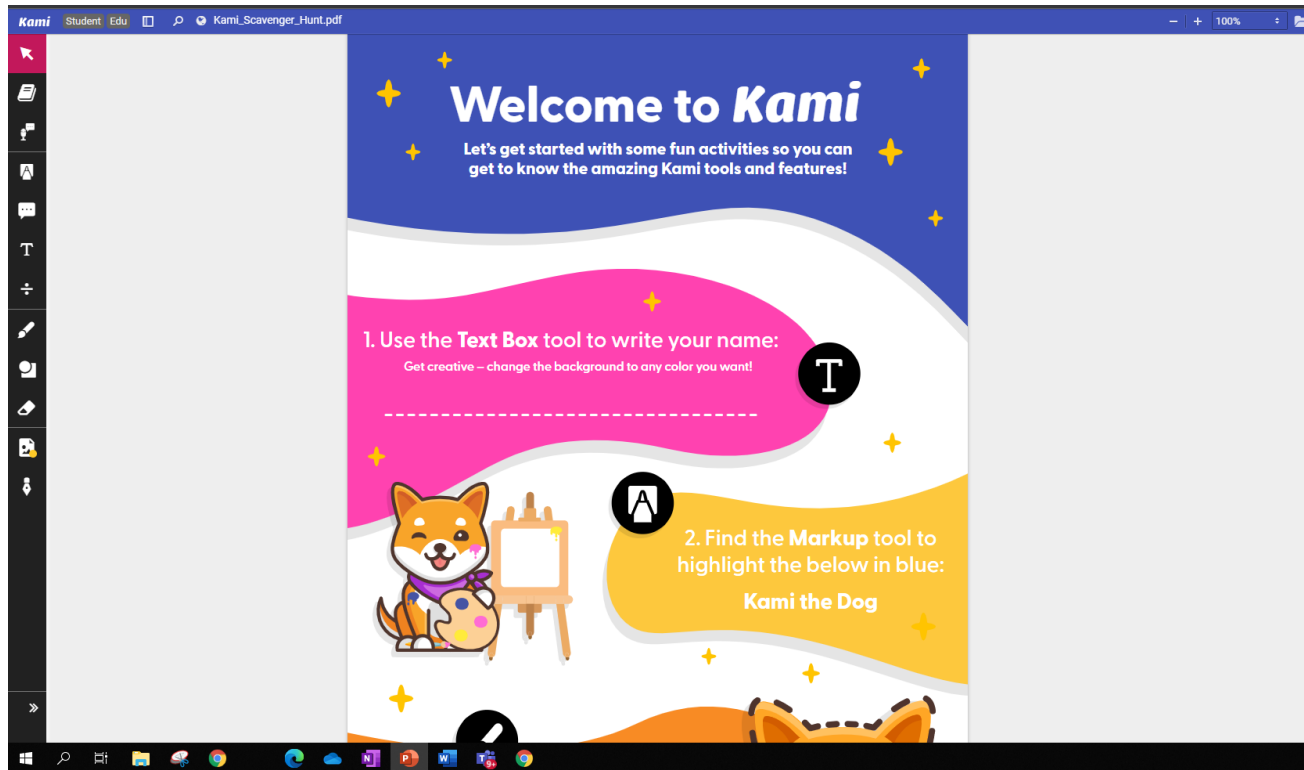
[Sign up for free](#)

No cards required

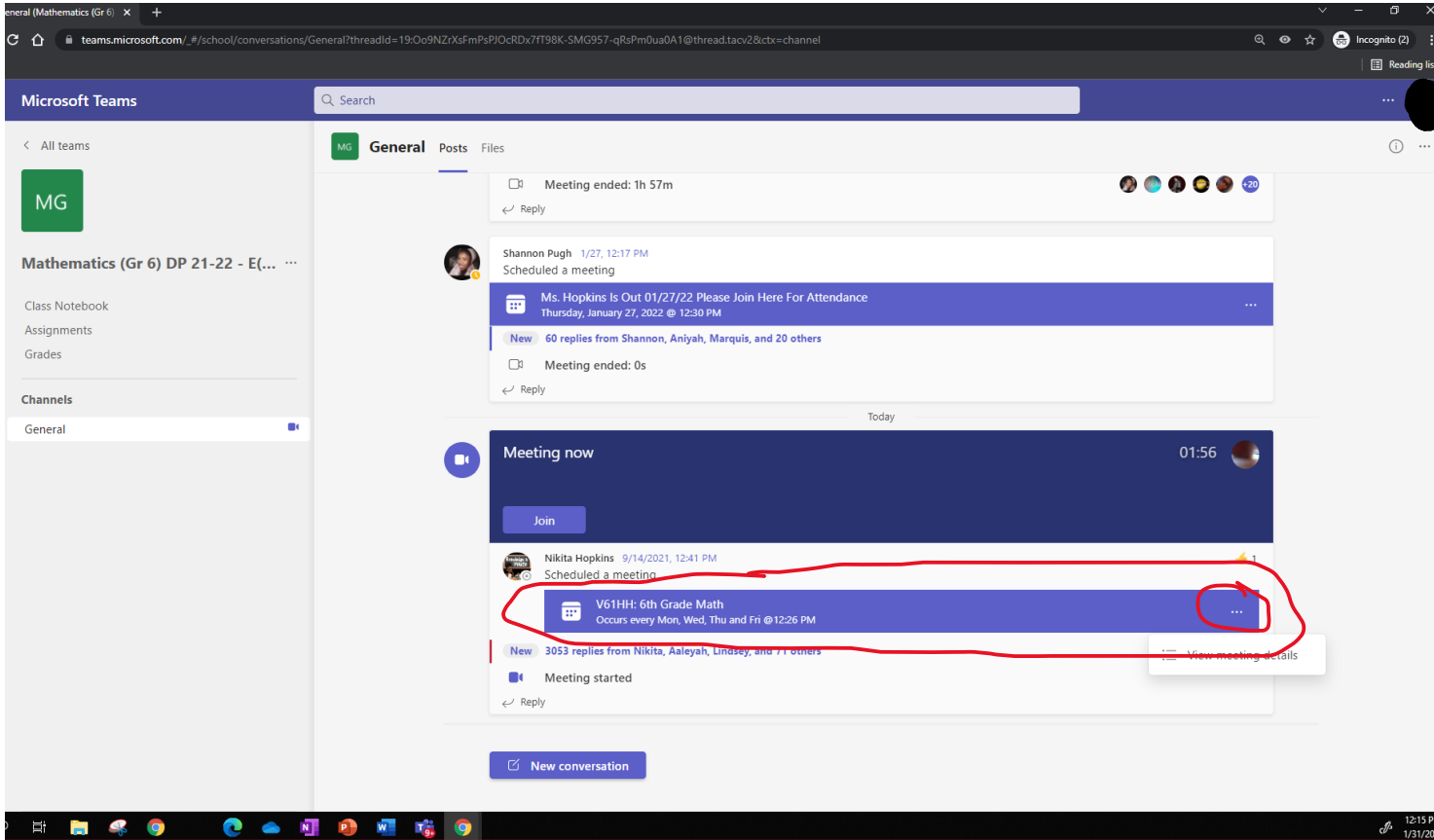


- Kami allows teachers to share pdf documents with students.
- Students can write on the document as if they are writing on a sheet of paper in a face-to-face classroom.

Kami



- To use Kami, students can sign up using their DPSCD student email account.
- Kami is being automatically installed to all District-owned devices. In the event Kami does not install as a Google Chrome Extension on a district device, this article will walk you through how you can manually install the Kami extension.
- [Click here to learn more about Kami.](#)

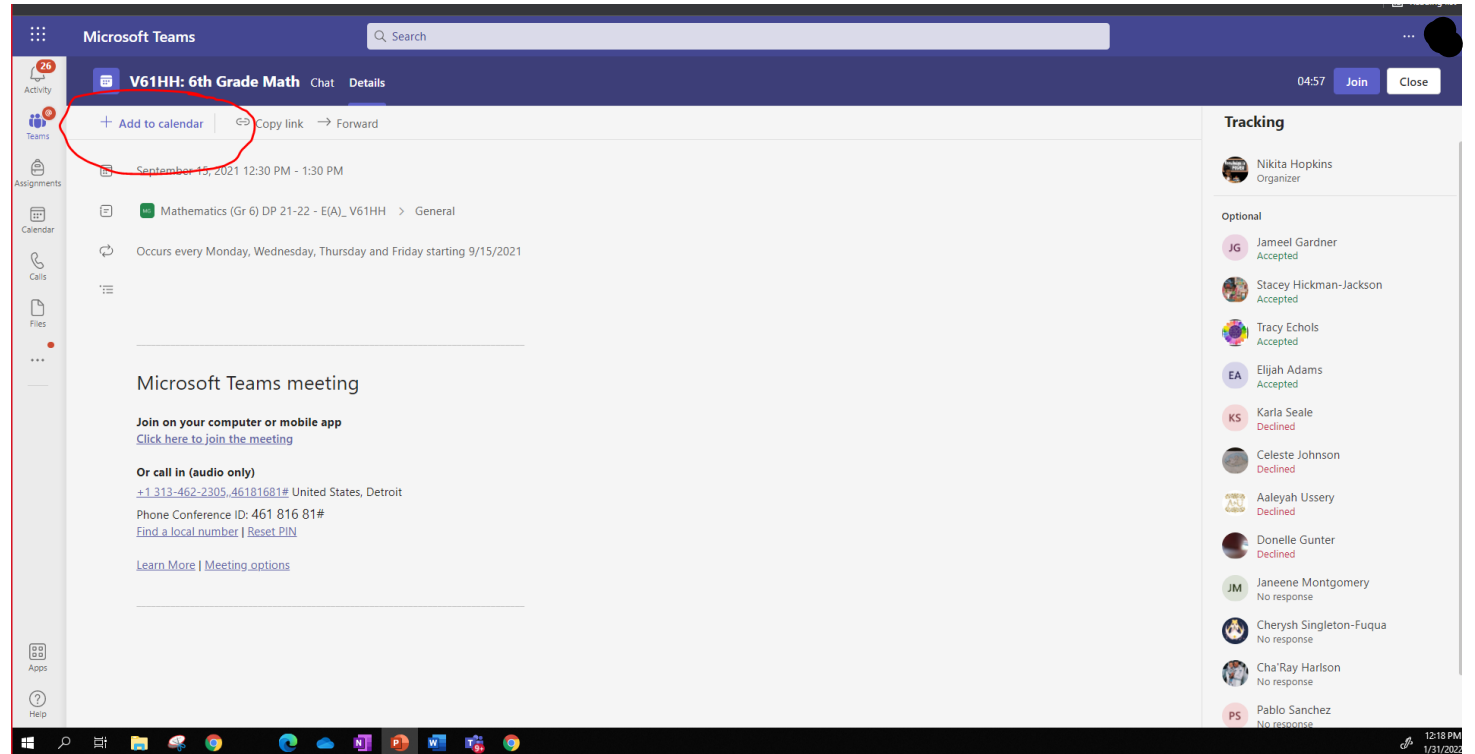


Adding TEAMS Invitations to your Calendar through the TEAMS Tiles

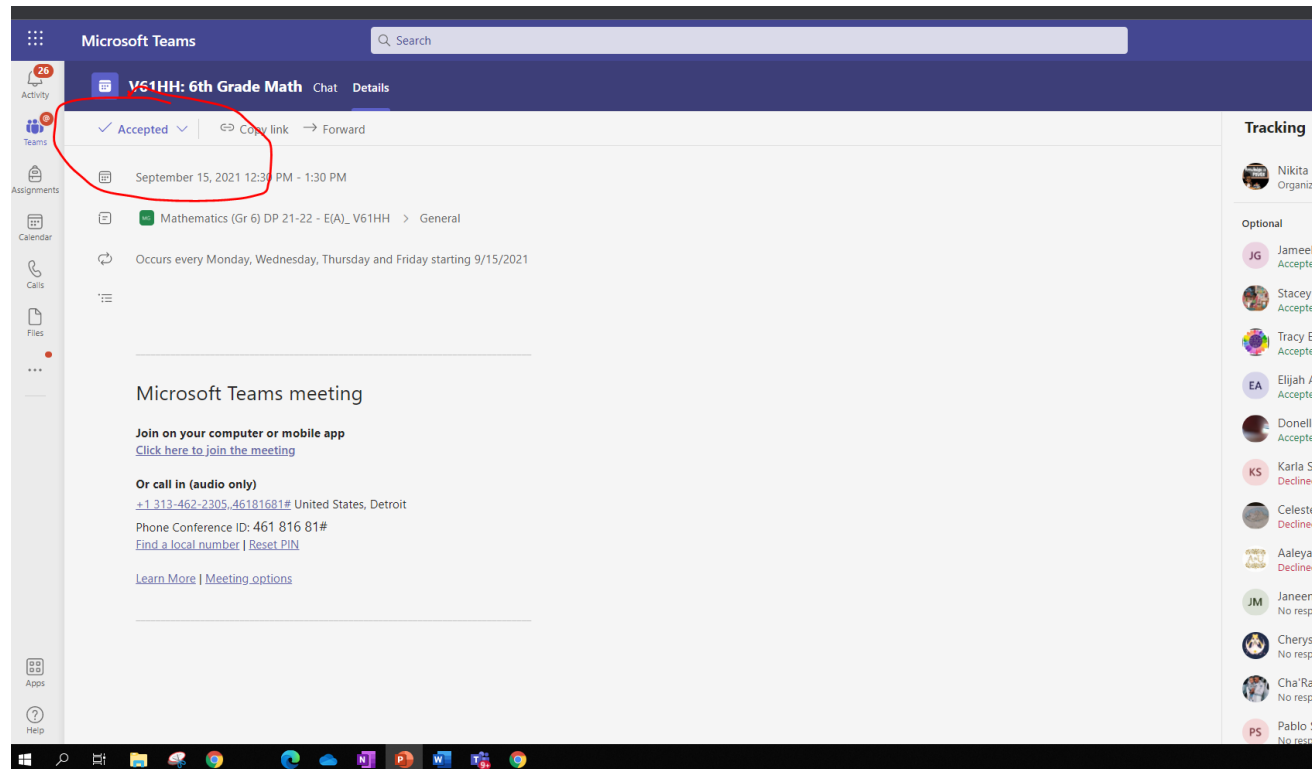
- When viewing the “General” Channel for your TEAMS look for the calendar invitations created by your teachers.
- When teachers create Invitations using the TEAMS Channel, you will always be able to save the invitation to your calendar.
- This way, you’ll be able to fill your daily view of calendar appointments for your classes based on our master schedule.

Add Invite to Calendar

- Look for “+Add to Calendar” .
- Select the option “Add to Calendar” and TEAMS will save the recurring meeting appointments to your calendar.

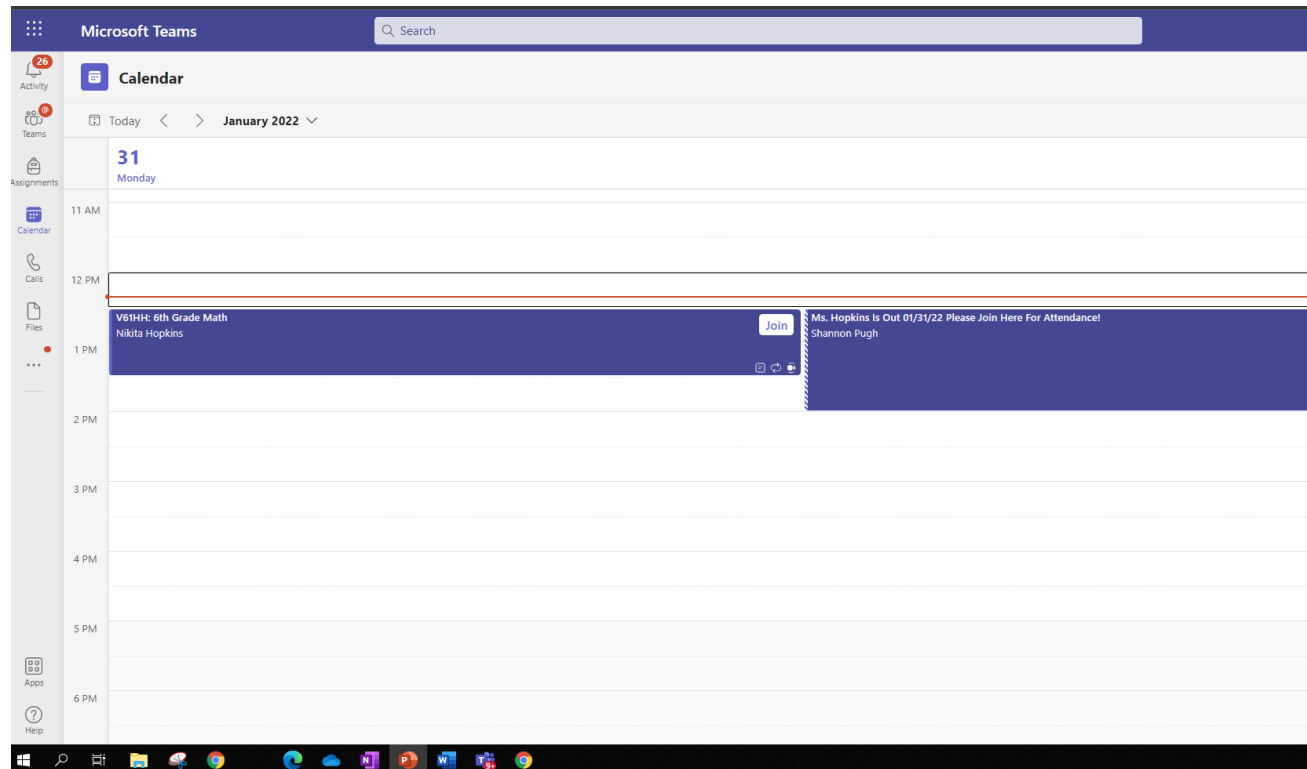


Confirming the appointment is added to your calendar.



- Once you see the term change from “+Add to Calendar” to “Accepted,” you’re all set!!!!

Check your calendar & TEAMS posts for updates on Faculty absences

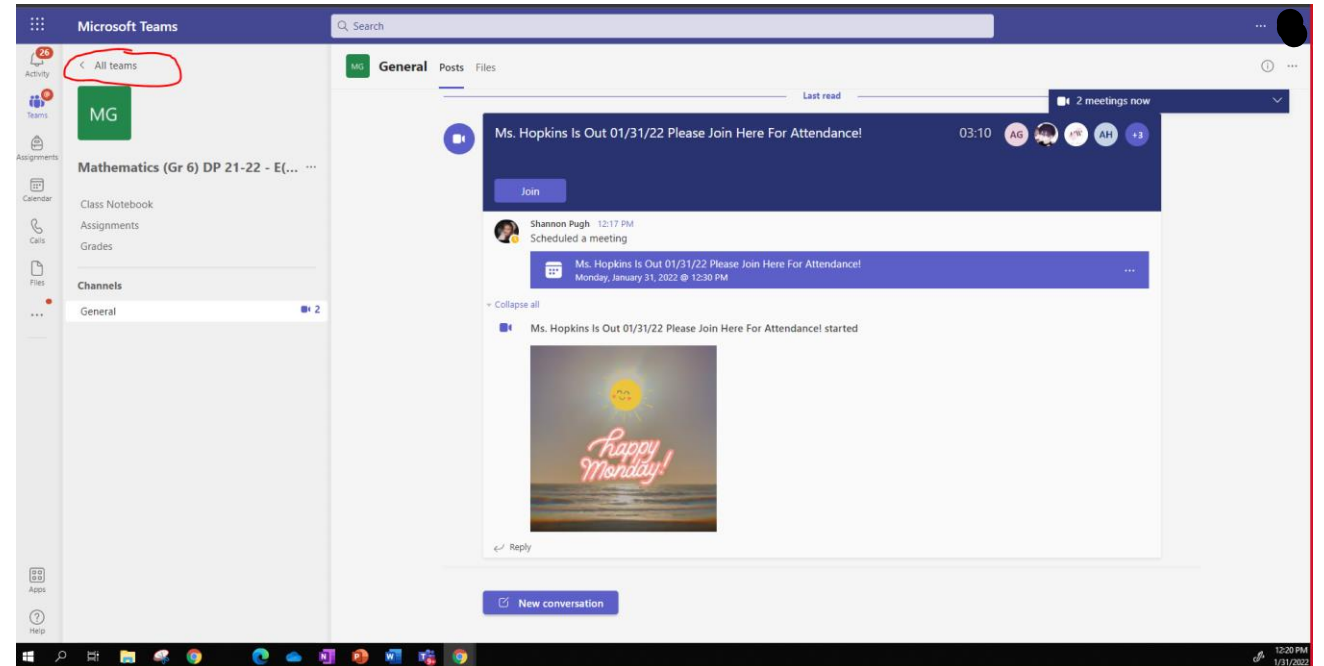


- After you have cleaned up your calendar, if you see multiple appointments on any given day of the week this means either another owner of the TEAM (Teacher, Administrator, Counselor, Academic Interventionist) has sent you an invitation to join a session they have created.
- Join this session to receive further directions from the creator of the invitation.
- For the most part, only TEAM owners can create invitations using the TEAMS Channels.

Repeat the procedure!

Repeat the same steps for all of your TEAMS Tiles to completely update your TEAMS Calendar.

After repeating the process, you will be able to access your classes from your laptop and any of your mobile devices that you have logged into using your DPSCD Student Email & Password.





Dora Hudson

Call me Ms. Hudson
I am your high school counselor this year.



Ms. Hudson's Weekly Classroom Visit Schedule

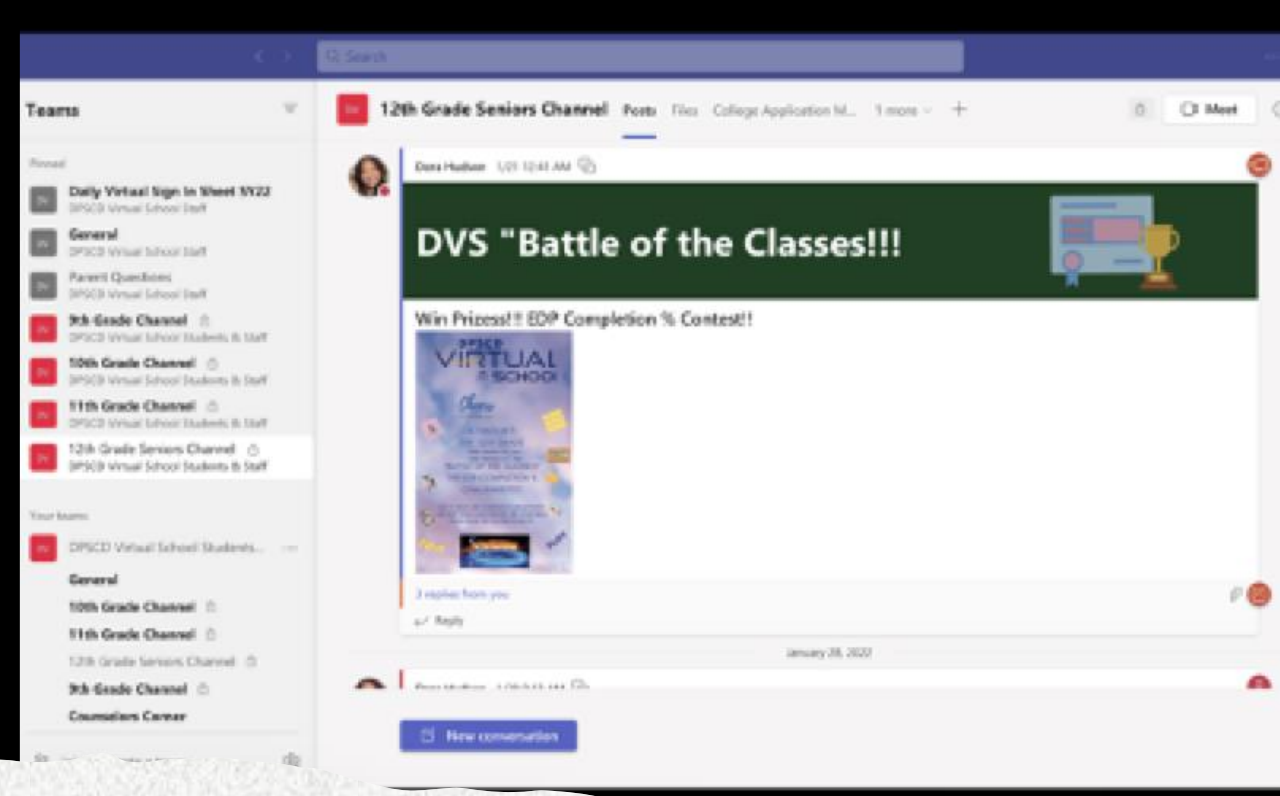
- 8:00 AM to 9:00 am - Focus Time
- 9:00 AM to 10:00 AM Student Office Hours
- 10:00 AM to 11:00 AM Classroom Visits
- 11:00 AM to 12:00 PM Classroom Visits
- 12:00 PM to 1:00 PM Lunch
- 1:00 PM to 2:00 PM Senior Individual Mtgs
- 2:00 PM to 3:00 PM Senior Individual Mtgs.
- 3:00 PM to 3:20 PM PM Office Hours
-

Reminders

- Student's please make sure you are added to your class channel and your classes are correct on your calendar.

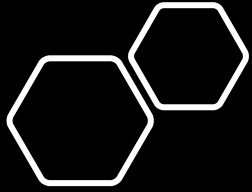
Upcoming EDP Schedule

- February 14 - EDPs Freshman - Civics
- February 15 - EDPs Sophomores - ELA10
- February 16 - EDPs Juniors - ELA11
- February 17 - EDPs Seniors - ELA12



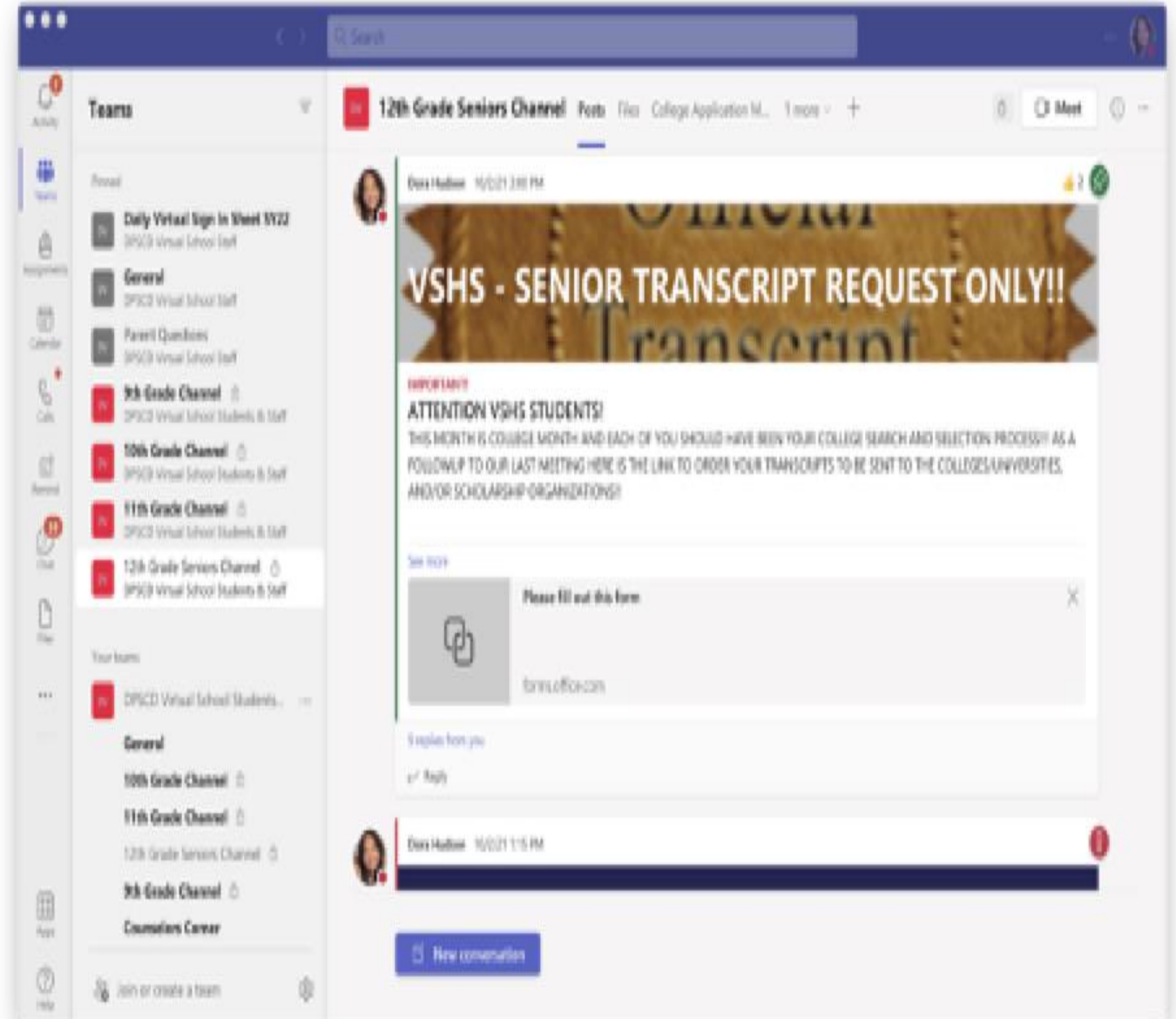
EDP Class Competition 2022

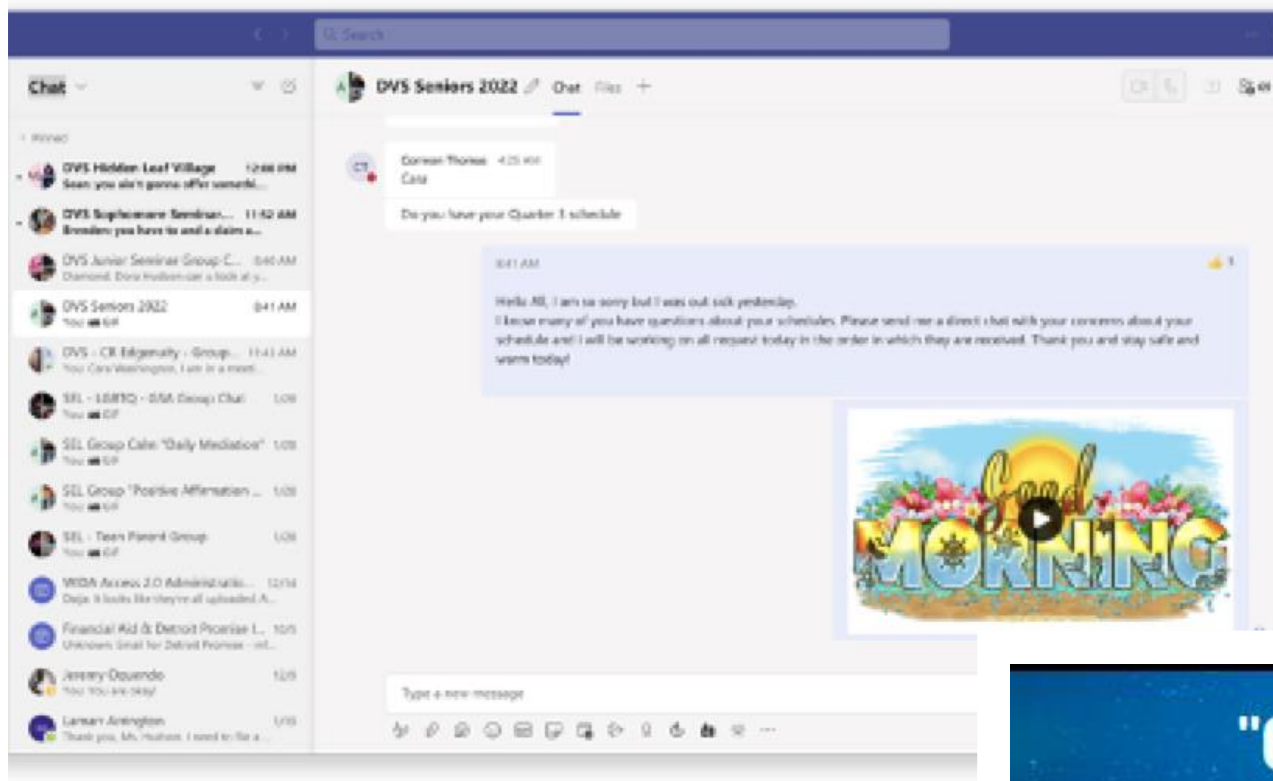
Please make sure you are checking your grade level Teams Channel for announcements.



High School Transcripts

- Out-of-District transfer students must submit a transcript to the Virtual School to ensure they are appropriately scheduled into the correct classes to meet graduation requirements
- In-District transfer students' report card/transcript grades will follow in Powerschool
- DVS Senior transcripts requests for college/universities will be sent by the school counselor, Ms. Hudson.
- Please send all requests to dora.hudson@detroitk12.org or you can click this link in your grade level channel to order the transcript.





"Counselor Conversations & Chats"

All students can send a Teams chat message, Teams call and/or send an Outlook email message to reach the school counselor. All grade level counselor announcements, important dates and activities will be posted in the Team's student grade level channels.

- 9th Grade Channel
- 10th Grade Channel
- 11th Grade Channel
- 12th Grade Channel



To View All Weekly Newsletters shared with Parents since the beginning of School Year 2022

- All of our Virtual School Family Newsletters have been uploaded to the General Channel Posts for the Virtual School Student and Staff TEAM Tile. [Click here to see all posts for School Year 2022 \(SY22\).](#)
- All updates for the remainder of SY22 will be uploaded to the DPSCD Virtual School website. Go to www.detroitk12.org/virtual to view the website for updates for the remainder of the school year.



DPS CD VIRTUAL SCHOOL



Philip.vanhooks@Detroitk12.org



Email: virtual.school@detroitk12.org



Phone 313-644-0200



Address: 14771 Mansfield St, Detroit, MI 48227



School Hours: 8:00 – 3:30

STUDENT RISE. WE ALL RISE.

SAFELY EDUCATING STUDENTS ONLINE & IN-PERSON

